



# Dog Training Club of Dallas County, INC.

*Serving the Community*

# PAW PRINT



Dog Training Club of Dallas County Members Newsletter - [www.dallasdogtraining.org](http://www.dallasdogtraining.org)

## DECEMBER BIRTHDAYS

Chris Hurley	12/3
Sandra Weber	12/3
Robin Scott	12/4
Jennie Dunaway	12/5
Mary Ann Magness	12/9
Jean Bryant	12/14
Jay Fisher	12/14
Maurine Pearson	12/15
Glen O'Gorman	12/20
Linda J. Smith	12/20
Jorge Ayala	12/22
Laura Lipscomb	12/23
Carol Wright	12/23
Nicole Desproges	12/26
Sara Beall	12/29
John Cullen	12/29
Lana Shuman	12/29
Angela Averhart	12/30
Rosser Eidelbach	12/31



**NEXT GENERAL (ZOOM) MEETING: JANUARY 12 @ 7 P.M.**  
**CLICK HERE TO REGISTER FOR THE MEETING:**  
[https://zoom.us/meeting/register/tJEqcempqjMrH-9Qnk710xOGiy13NbrBz278T](https://zoom.us/join/zoom/register/tJEqcempqjMrH-9Qnk710xOGiy13NbrBz278T)

**Annual Dues Reminder – see Page 53 for the Form.**

**THE CLUB IS CLOSED (EXCEPT FOR THE SHERYLL BARKER'S CLASS ON WEDNESDAYS) DUE TO COVID-19. PLEASE CHECK YOUR EMAILS AND THE WEBSITE FOR UPDATES.**

## HOLIDAY ISSUE

### A Very Happy Birthday To All!



Members are asked to bring a wrapped gift to the club meeting for the month of their Birthday. The gifts go to the winners of the Sunshine Drawings. Sunshine funds raised are used to purchase cards, flowers, or other expressions of care and concern for club members who need support and comfort.

Since we aren't having in-person meetings, we will catch up when we can meet in-person and bring gifts for all the missed months.

### Sunshine Fund Report

	Oct-20	YTD 2020
Proceeds	\$20.00	\$470.37
Expenditures	\$-	\$(309.46)
Net	\$20.00	\$160.91

### IN THIS ISSUE:

- [A Word from Our President](#) .....2
- [The Training Director Corner](#).....3
- [ByLaws Intro](#).....3
- [Updated DTCCDC ByLaws](#).....4
- [Board Meeting Minutes](#).....13
- [General Meeting Minutes](#) .....15
- [Dog Links of Interest](#).....18
- [Information We Need to Know](#).....19
- [Six-Week Trial Classes a Success](#) .....20
- [Dog Treat Recipes](#).....22
- [Human Treat Recipes](#).....27
- [December Trick - Soccer](#).....32
- [Christmas Costume Contest](#).....33
- [January Show-N-Go](#).....34
- [DTCCDC Bulletin Board](#).....35
- [Braggs & Wags](#).....38
- [PawPrint Photo Album Holiday Dogs](#) .....40
- [Dog Humor](#) .....46
- [Christmas Wonderland for Dogs submitted by Sally Browning](#) ..... 53
- [Annual Membership Form](#) .....54

## A Word from Our President

When this is printed, it will most likely already be December. Hard to believe! Although we won't be having our annual holiday party or auction, we can still share our holiday thoughts and wishes with one another. Some of the smaller groups have started meeting in parks and Jose's rally group is still going strong. A couple of the fall classes are still meeting to prepare people for upcoming shows. We have several members who qualified to go to National Obedience and Rally that will be heading to Florida in a couple of weeks. The Dallas Dog Show begins December 3 at Dallas Market Hall; this event is closed to the general public. GOOD LUCK to all competitors and your talented dogs! Please let us know how you do.

During our November general meeting, a lively discussion was held about the building and our ability to offer classes to people who live a significant distance from the club. To clarify, there are no plans nor has there been any discussion about moving our location or considering a new building. It was mentioned that our location is not convenient to many people in the metroplex. True. But it does service the southern sector and reaches down to communities such as Midlothian and Waxahachie. We have many members who may not find the location convenient, but have decided that the benefits of belonging to DTCDC outweigh the challenges of driving to get there. Realistically, there isn't a location in the metroplex that would be convenient for everyone. At times, we need to be gracious and assist people in finding alternatives.

As we head into this upcoming season and eventually, a new year, we will have to continue to be creative and gracious. I appreciate the support and participation we have had in our monthly Zoom general meetings. The Club needs you. We need your thoughts and ideas. We want to know the fun things you do with your dogs, or maybe it's just the funny things your dogs do. Think how lucky we are at this time of being somewhat home-bound, to have a dog(s) to keep us company and entertained.

Happy Holidays to All.

Your President,  
*Shari Price*



### 2020 Officers & Directors

President – Shari Price  
Vice President – Jose Rodriguez  
Training Director – Holly Taylor  
Secretary – Terri Schurr  
Treasurer - Kathleen Stock  
Member at Large - Shannon Quinn  
Member at Large -Jana McBroom  
Member at Large - Marilyn Hopkins  
Member at Large - Melissa Chojnacki

### Corporate Directors:

Lynda Holman  
Mark Malone  
Maurine Pearson



## The Training Director Corner

Hello from your new training director! I want to thank everyone for the vote to this position and I am very excited to work with the amazing group of trainers that will form the training committee.

This year has been a year full of challenges and next year will likely be the same. This gives us the perfect opportunity to get a bit creative with our 2021 offerings. We have performed an invaluable service to the local community with our in-person classes over the years and we will continue to do so but we also need to be a bit agile in our thinking going forward. For those of you who took nosework classes back

when they first started, you will remember we took several field trips to work our dogs in different environments. Nosework does not have to be the only class to use a periodic remote training location. We also have some ideas for virtual classes in mind and even a few fun virtual challenges.

I encourage all of the membership to contribute any ideas you may have on how we can keep everyone safe, while still performing our core mission. My email is always open and the training committee and I look forward to any and all suggestions.



*Holly Taylor*

DTCDC Training Director  
[fairladyrats@gmail.com](mailto:fairladyrats@gmail.com)



**O**n pages 4 - 12 are the Bylaws amended as of November 10, 2020. These Bylaws reflect the approval of Amendments to Article III, Section 2.E and Article 5 by vote of the membership at the November 10 Club meeting.

Thank you,  
Lynda Holman  
Bylaws Committee Co-Chair



**THE DOG TRAINING CLUB OF DALLAS COUNTY, INC.  
CONSTITUTION AND BYLAWS  
As Amended as of November 10, 2020**

**ARTICLE I - NAME AND OBJECTIVES**

**Section 1. Name**

The name of the Club shall be "The Dog Training Club of Dallas County, Inc.," referred to as "DTCDC" or "Club."

**Section 2. Objectives**

The objectives of the Club shall be:

- A. To develop and present training programs which will produce dogs which are both obedient and happy, a source of pleasure and pride to their families and good citizens in their communities.
- B. To promote responsible dog ownership through obedience training and other dog-related activities.
- C. To prepare and educate trainers and dogs for successful participation in competitions, trials, tests and competitive dog sports.

**Section 3. Fiduciary Status**

The Club shall not be conducted or operated for profit and no part of any profits or remainder or residue from dues or donations to the Club shall inure to the benefit of any member or individual.

**ARTICLE II - MEMBERSHIP**

**Section 1. Membership**

**Active Membership**

For persons sixteen (16) years or older who wish to work to accomplish the objectives of DT CDC and contribute their time to the tasks necessary to further these goals. Only Active Members may vote at Club meetings. To remain an Active Member in good standing, a member should qualify yearly in one or more of the following ways:

- A. Serve as chair or working member of a DT CDC committee
- B. Perform tasks on behalf of DT CDC not formally assigned to a committee
- C. Serve as an instructor or an assistant in DT CDC training classes
- D. If elected, carry out the duties of a position on the Board

**Associate Membership**

For persons sixteen (16) years or older who wish to be affiliated with DT CDC and help further its objectives, but who may not choose to meet the requirements of participation in Club work necessary for active membership.

Associate Members shall enjoy all rights and privileges of Club membership except voting rights, training privileges and such privileges as may be specifically restricted by the Board, Training Committee, or by majority vote of Active Members.

A member currently classified as "Active" who anticipates entering a period when he or she will not be able to fulfill the obligations of active membership may request that the Secretary change his or her status to "Associate Member" in order to remain a member in good standing.

An Associate Member may assume active status by notifying the Board of his or her intent and agreeing to undertake the responsibilities of an Active Member.

**ARTICLE II - MEMBERSHIP (cont'd)**

**Section 1. Membership (cont'd)**

Junior Membership

For persons under sixteen (16) years of age. Junior Members may not vote and may not hold a position on the Board. All other Club positions and privileges shall be open to them unless specifically denied by the Board, Training Committee or by majority vote of Active Members.

Family Membership

For two (2) or more people residing in the same household desiring to hold Club membership jointly. They shall have the same rights and privileges as Active Members if one of them fulfills the obligations of participation required for active membership. However, only that member of the family membership may vote at any Club meeting unless each member individually fulfills the active membership requirements.

**Section 2. Dues**

Dues of each type of membership shall be determined by the Board and approved by majority vote of Active Members.

Dues for all classes of membership shall be payable in full on or before January 1 of a calendar year.

- A. Late payment of dues shall be subject to a penalty as determined by the Board and approved by majority vote of Active Members.
- B. Dues shall be prorated to one-half (1/2) for any person whose application is approved after June 30 of the calendar year.

**Section 3. Election to Membership**

The applicant for membership shall apply on a form approved by the Board, which shall provide that the applicant agrees to abide by this Constitution and Bylaws. All applications are to be filed with the Membership Committee. The applicant will be present and introduced at the meeting at which the application is presented for vote. Approval of two-thirds (2/3) of the Active Members present and voting at the meeting shall be required to elect the applicant.

**Section 4. Termination of Membership**

Membership may be terminated:

- A. By resignation – Any member may resign from the Club upon written notice to the Secretary.
- B. By lapsing – A membership will be considered lapsed and automatically terminated if such member's dues remain unpaid after January 31<sup>st</sup> of each Club year. In no case may a person be entitled to vote at any Club meeting whose dues are unpaid as of the date of that meeting.
- C. By expulsion – A membership may be terminated by expulsion as provided in Article VII, Section 3, of these Bylaws.

**Section 5. Member in Good Standing**

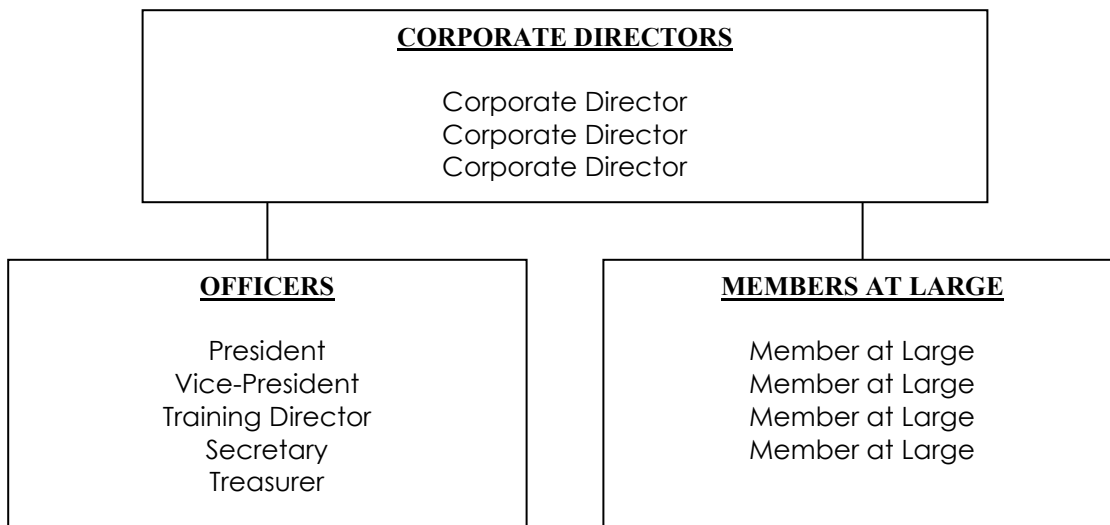
Any person(s) who shall have an indebtedness (other than dues) to the Club for more than three (3) months from the date that the indebtedness was incurred, shall not be considered in good standing and shall not be accorded privileges of any Club functions.

**ARTICLE III – DIRECTORS AND OFFICERS**

**Section 1. Board of Directors**

The Board of Directors (the “Board”) shall be comprised of the Corporate Directors, the Club Officers (President, Vice-President, Training Director, Secretary and Treasurer), and in addition, there shall be four (4) Members at Large. The Board members must have had experience training a dog or instructing an obedience class. The Corporate Directors shall hold office until their death, resignation, or removal in the manner hereinafter provided; and upon their death, resignation or removal, their respective successor(s) shall be elected at a regular meeting of the Club. The Club Officers and Members at Large shall be elected for one (1) year terms at the Club’s Annual Meeting, as provided in Article VI, Sections 2, 3 and 4, and shall serve until their successors are elected. All Board members must be Active Members in good standing and of legal age. No two (2) members of the same family shall serve on the Board at the same time. General management of the Club’s affairs shall be entrusted to the Board.

**BOARD OF DIRECTORS**



**Section 2. Officers**

The Club’s officers shall be President, Vice-President, Training Director, Secretary and Treasurer.

- A. The President shall preside at all meetings of the Club and the Board and shall have the duties and powers normally appurtenant to the office of President in addition to those particularly specified in these Bylaws.
- B. The Vice-President shall assume the duties and exercise the powers of the President in the case of the President’s death, absence or incapacity.
- C. The Training Director shall be chair of the Training Committee and, as such, shall be responsible for the presentation and the implementation of the decisions of the Training Committee. He or she shall have the ultimate responsibility for the implementation of these decisions. The Training Director must have had substantial experience training a dog or instructing an obedience class.
- D. The Secretary shall keep a record of all meetings of the Club and the Board and of all matters in which a record shall be ordered by the Club. He or she shall keep a roll of the members with their addresses, telephone numbers and membership status. The Secretary shall keep a record of membership, have charge of the Club’s correspondence, notify officers, Corporate Directors and Members at Large of their election to office, and carry out such other duties as are prescribed in these Bylaws.

**ARTICLE III – DIRECTORS AND OFFICERS (cont'd)**

**Section 2. Officers (cont'd)**

- E. It is preferable that the Treasurer have a bookkeeping or accounting background with experience in reconciling bank accounts, making journal entries, presenting financial information, preparing and reviewing financial statements (through the accounting software) and working with the outside CPA on the various tax filings. The Treasurer shall collect and receive all moneys due or belonging to the Club. He or she shall deposit the same in a bank approved by the Board in the name of the Club. The Treasurer shall disburse moneys for the routine operating expenses of the Club and may disburse up to five hundred dollars (\$500.00) for miscellaneous Club expenses. Amounts over five hundred dollars (\$500.00) are to be approved by the members of the Club; except in cases of dire emergency, in which case a majority of the Board may authorize payment.
- a. After each month end, a copy of the prior month's bank statements, bank reconciliations and financial statements shall be sent to another DTDC member to review. The reviewer could be the prior Treasurer or if this person is not available, another member with accounting experience. This reviewer will be appointed by the Board.
  - b. The books shall at all times be open to inspection by the Board, and the Treasurer shall report at every regular meeting of the Club the condition of the Club's finances and items of receipt of payment not before reported.
  - c. At the Annual Meeting, the Treasurer shall render an account of all moneys received and expended during the previous fiscal year. As soon as practicable, following the Annual Meeting, there will be a review of the financial records of the Club by the President and two (2) qualified Club members appointed by the Board.
  - d. The President, Treasurer and the Corporate Directors will be bonded up to at least fifty thousand dollars (\$50,000.00).
- F. No person may hold the same elected office for more than two (2) consecutive terms except upon yearly Board recommendation with approval by two-thirds (2/3) vote of the Active Members present and voting at a regular meeting of the Club.

**Section 3. Vacancies**

Any vacancy occurring on the Board during the year shall be filled for the unexpired term of office by a majority vote of Active Members present at the first regular meeting of the Club following the creation of such vacancy. The Board shall serve as a nominating committee and submit a nominee to the membership for vote. Additional nominations may be made from the floor, provided that the person nominated has signified in advance and in writing his or her willingness to be a candidate. The membership shall be notified in writing at least ten (10) days prior to said meeting that an election will be held.

**ARTICLE IV – COMMITTEES**

**Section 1. Regular Committees**

The Board may each year establish the regular committees to be in charge of matches, publicity, advertising and other activities as needed. The chair of each regular committee shall be appointed by the President and the chair may then name an appropriate number of members to serve on his or her committee.

**Section 2. Training Committee**

The Training Committee shall be a standing committee to which the following special provisions shall apply:

- A. The Committee shall consist of the Training Director, who shall be chair, and two (2) or more members who shall be appointed by the Director and approved by a majority vote of Active Members in attendance at the regular meeting of the Club immediately following the Director's election.
- B. All members of the Training Committee must have had experience training a dog or instructing an obedience class prior to their service on the Committee.

**ARTICLE IV – COMMITTEES (cont'd)**

**Section 2. Training Committee (cont'd)**

- C. The Training Committee shall formulate the policy of training classes regarding fees and refunds, instructor qualifications and authority, class times and locations, and such other matters concerning the operation of training classes. The Committee shall also be responsible for training programs and the training techniques to be presented in the Club classes.
- D. No training procedure that is not consistent with the objectives of the Club as stated in Article I, Section 2, shall be adopted by the Training Committee.
- E. The Training Director may, if needed, appoint a member of the Training Committee as Assistant Training Director and/or Training Secretary.

**Section 3. Special Committees**

Special committees to handle particular functions may be established either by the Board or by a majority vote of Active Members in attendance at a regular meeting of the Club.

**Section 4. Committee Changes**

All committees, except the Nominating Committee, shall be subject to the final authority of the Board and any committee chair may be terminated for good cause by a majority vote of the full membership of the Board. The Board may then appoint successors to those persons whose services have been terminated. Committee chairs may, for good cause, remove a person from their committee.

**ARTICLE V – MEETINGS AND VOTING**

**Section 1. Club Meetings**

Meeting(s) of the Club shall be held monthly at the DT CDC Club building at such time as may be designated by the Board. Club meetings may also be held by means of a remote electronic communications system, including telephone conferencing, videoconferencing technology or the Internet. Notice of each such meeting shall be given not less than five (5) days prior to the date of the meeting. The quorum for meetings shall be 20 percent of Active Members. Any notice to members required by these Bylaws may be provided by email unless expressly stated otherwise.

**Section 2. Special Meetings**

Special Club meetings may be called by the President or by a majority vote of the members of the Board who are present and voting at any regular or special meeting of the Board, and shall be called by the Secretary upon receipt of a petition signed by twenty percent (20%) of the Active Members of the Club. Such special meetings shall be held at the DT CDC Club building. Special meetings may also be held by means of a remote electronic communications system, including telephone conferencing, videoconferencing technology or the Internet. The date and hour shall be designated by the person or persons calling such meetings. The notice of such meetings shall be given by the Secretary not less than five (5) and not more than fifteen (15) days prior to the date of the meeting. Said notices shall state the purpose of the meeting and no other Club business may be transacted.

**Section 3. Board Meetings**

Meetings of the Board shall be held at the DT CDC Club building or other location at such hour as may be designated by the Board. Board meetings may also be held by means of a remote electronic communications system, including telephone conferencing, videoconferencing technology or the Internet. Special meetings of the Board may be called by the President and shall be called by the Secretary upon receipt of a written request by at least three (3) members of the Board. Notice of such meetings shall be given by the Secretary at least five (5) days prior to the date of the meeting. An e-mail or telecopy notice shall be deemed to be in writing. If telephone notice is given, all Board members not out of town must be reached. The quorum for such a meeting shall be a majority of the Board.



**ARTICLE V – MEETINGS AND VOTING (cont'd)**

**Section 4. Voting**

Each Active Member shall be entitled to one (1) vote at any meeting of the Club at which he or she is present. Proxy voting will not be permitted at Club meetings.

Voting by the membership, Board or Committees of the Club referenced in these Bylaws may be conducted by the use of electronic balloting.

**ARTICLE VI – THE CLUB YEAR, ANNUAL MEETING AND ELECTIONS**

**Section 1. Club Year**

The Club's fiscal year shall begin on the first day of January and end on the thirty-first day of December.

**Section 2. Annual Meeting**

The Annual Meeting shall be held in the month of November at which time officers and members at large for the ensuing year shall be elected by secret written ballot from among those nominated in accordance with Section 4 of this Article. They shall take office immediately upon the conclusion of the election, and each retiring officer shall turn over to his or her successor in office all properties and records related to that office within ten (10) days after the election.

**Section 3. Elections**

Elections shall be by secret ballot, except when there is only one nominee for an office, and then it may be a voice vote.

**Section 4. Nominations**

No person may be a candidate in a Club election who has not been nominated in advance by one of the following procedures:

- A. At the August regular meeting of the Club, a Nominating Committee shall be elected by ballot. Each Active Member in good standing and in attendance will be allowed to submit five (5) names on the elective written ballot. The five (5) members receiving the highest number of votes shall serve as the Nominating Committee, with the person receiving the greatest number of votes as chair. Any tie shall be decided by a run-off ballot. A Corporate Director will be on the Committee as a non-voting advisor.
- B. The Nominating Committee shall meet within ten (10) days from its election and shall nominate one (1) candidate for each office to be voted upon at the Annual Meeting in November, and shall secure the consent of each nominee. These candidates shall be published in the September Pawprint and announced at the September regular meeting of the Club.
- C. Additional nominations may be made at the October regular meeting of the Club by any members in attendance provided that the person so nominated has signified in advance and in writing his or her willingness to be a candidate. No person may be a candidate for more than one (1) position. Additional nominations, which are provided for herein, may be made only from among those members who have not accepted a nomination from the Nominating Committee.
- D. Nominations cannot be made at the Annual Meeting or in any manner other than as provided in this section.

## **ARTICLE VII – DISCIPLINE**

### **Section 1. Other Club or Organization Suspension**

Any member who is suspended from the privileges of the American Kennel Club, or any other recognized organization, such as a Breed Club, Performance Club or other registering authority, may be suspended from the privileges of this Club for a like period. At their discretion, the Board has the authority to dismiss or enforce a like suspension.

### **Section 2. Charges**

Any member may bring charges against a member for alleged misconduct prejudicial to the best interests of the Club.

In the event that a member of the Board is related to either party involved in the complaint, the Board member should abstain from voting. If for any reason, a member of the Board does not feel he or she can make an impartial decision in the complaint, he or she should abstain from voting.

Written charges must be filed with the Secretary and the President, and any other Board member of his or her choosing, together with a deposit of \$25.00, which shall be forfeited if the Board, following a hearing, does not sustain such charges.

Written charges must be in the following format to be considered by the Board:

1. Date of incident
2. Reason why incident is prejudicial to the Club
3. Parties involved and witnesses
4. Specific details

If this format is not followed, the charges will be summarily rejected and the deposit shall be forfeited. The Secretary shall promptly send a copy of the charges to each member of the Board or present them at a Board Meeting, and the Board shall consider whether the actions alleged in the charges, if proven, will constitute conduct prejudicial to the best interests of the Club.

If the Board considers that the charges do not allege conduct that is prejudicial to the best interests of the Club, it shall refuse to entertain jurisdiction. If the Board does entertain jurisdiction of the charges, it shall fix a date for a hearing by the Board not less than two (2) weeks or more than four (4) weeks thereafter. The Secretary shall promptly send one copy of the written charges to the accused member and the complainant by registered and regular mail, together with a notice of the hearing and an assurance that the defendant may personally appear in his or her own defense and bring witnesses if he or she wishes.

### **Section 3. Board Hearing**

The Board shall have complete authority to decide whether counsel may attend the hearing. Both complainant and defendant shall be treated uniformly in that regard. Should the charges be sustained after hearing all the evidence and testimony presented by the complainant and the defendant, the Board will meet in closed session and may by a majority vote of those present:

1. Reprimand and/or fine the defendant.
2. Suspend the defendant from all privileges of the Club for not more than six months from the date of the hearing. A fine may also be assessed. The suspension shall not restrict the defendant's right to appear before his or her fellow members at the ensuing Club meeting. A two-thirds (2/3) vote of the Active Members present in favor of the defendant shall reverse a suspension by the Board.

**ARTICLE VII – DISCIPLINE (cont'd)**  
**Section 3. Board Hearing (cont'd)**

3. Recommend to the membership that the penalty be expulsion. The defendant shall be suspended from all Club activities and barred from the Club premises between the time of the Board hearing and the Club meeting. Expulsion of a member from the Club may be accomplished only at a meeting of the Club following a Board hearing and upon the Board's recommendation as provided above. Such proceedings shall occur at the next regular meeting of the Club. The defendant shall have the privilege of appearing in his or her own behalf, though no evidence shall be taken at this meeting. The President shall read the charges and the Board's findings and recommendation, and shall invite the defendant, if present, to speak in his or her own behalf if he or she wishes. The Active Members shall then vote by secret ballot on the proposed expulsion. A two-thirds (2/3) vote of the Active Members present and voting at the meeting shall be necessary for expulsion. If expulsion is not so voted, the member is reinstated.

Immediately after the Board has reached a decision, its finding shall be put in written form and filed with the Secretary. The Secretary, in turn, shall notify each of the parties of the Board's decision and penalty, if any.

**ARTICLE VIII – AMENDMENTS**

**Section 1. Amendment Proposal**

Amendments to the Constitution and Bylaws may be proposed by the Board, the Bylaws Committee, or written proposal from any Club member addressed to any member of the Board or Chair of the Bylaws Committee.

- Proposed amendments shall be considered by the Board at the next regular Board meeting following receipt of the proposed amendments. (Hypothetical Timeline: For instance, if proposed amendments received at the end of January, Board would consider amendments at the February Board meeting.)
- Following approval by the Board, the proposed amendments will be sent to the Bylaws Committee to check for consistency and agreement with the Bylaws. (Hypothetical Timeline: If Board approves proposed amendments at February Board meeting, the Bylaws Committee should receive proposed amendments from Board immediately after February Board meeting.)
- The amendments will then be returned to the Board by the next regular Board meeting with any suggested changes. (Hypothetical Timeline: Bylaws Committee would have approximately 3-1/2 weeks to review and get proposed amendments with any Bylaws Committee suggested changes returned by the March Board meeting.)
- Proposed amendments shall then be submitted to the membership at the next regular meeting, with instructions for submitting discussion and input within one (1) month of that meeting. (Hypothetical Timeline: Member would receive proposed amendments at the April club meeting and must submit his/her discussion/input by the May club meeting.)
- After receipt of membership input, the Board and Bylaws Committee will prepare the final form of the proposed amendments and distribute same to the members in accordance with Section 2 (Amendment Voting). (Hypothetical Timeline: Board/Bylaws Committee would finalize amendment(s) during May and send to members 10 days prior to the June meeting.)
- The final form of any amendment shall be presented to the membership for vote, noting the recommendation by the Board. (Hypothetical Timeline: Final form of amendment(s) could be voted on at June meeting.)

**ARTICLE VIII – AMENDMENTS (cont'd)**

**Section 1. Amendment Proposal (cont'd)**

- Final voting by the active membership shall take place within three (3) months of the date the final form of proposed amendments were referred to the membership by the Board. (Hypothetical Timeline: Final voting could take place as early as June meeting or much later -- all dependent upon when Board sends final form of amendment to membership with Board's recommendation.)

**Section 2. Amendment Voting**

The Constitution and Bylaws may be amended by a two-thirds (2/3) vote of the Active Members present and voting at any regular meeting of the Club, provided the proposed amendment(s) have been included in the notice of the meeting and mailed to each member at least ten (10) days prior to the date of the meeting.

**ARTICLE IX – DISSOLUTION**

**Section 1. Dissolution**

The Club may be dissolved at any time by the written consent of not less than three-fourths (3/4) of the Active Members. In the event of the dissolution of the Club, whether voluntary or involuntary or by operation of law, none of the property of the Club nor any proceeds thereof nor any assets of the Club shall be distributed to any members of the Club; but after payment of the debts of the Club, its property and assets shall be given to a charitable organization(s) selected by the Board for the benefit of dogs.

**ARTICLE X – PARLIAMENTARY AUTHORITY**

**Section 1.**

The rules contained in the current edition of "Robert's Rules of Order, Newly Revised," shall govern the Club in all cases to which they are applicable and in which they are not inconsistent with these Bylaws, state laws governing corporations and any other special rules of order the Club may adopt.

# Dog Training Club of Dallas County

Board Meeting  
November 3, 2020

## Agenda

Meeting called by	President
Type of meeting	Board Meeting
Facilitator	Shari Price
Secretary	Terri Schurr
Attendees	Attendance: Shari Price, Linda Shearin, Terri Schurr, Jana McBroom, Benita Zapata, Lynda Holman, Jose Rodriguez, Holly Taylor, Kathleen Stock, Melissa Chojnacki, Mark Malone, Pam White, Marilyn Hopkins
	<b>CALLED TO ORDER BY Shari Price @ 7:02pm via Zoom</b>

### SECRETARY'S REPORT – Terri Schurr

Discussion	<ul style="list-style-type: none"> <li>Asked if there were any corrections or additions to the October 6 Board Meeting minutes.</li> </ul>
Conclusion	<ul style="list-style-type: none"> <li>Benita Zapata moved to accept the Board minutes. Pam White seconded. Motion passed.</li> </ul>

### TREASURER'S REPORT – Marilyn Hopkins

Discussion	<ul style="list-style-type: none"> <li>Financial report</li> </ul>																				
Conclusion	<p><b>Balance Sheet as of October 31, 2020</b></p> <table style="width: 100%; border-collapse: collapse;"> <tr> <td colspan="2">Cash</td> </tr> <tr> <td style="width: 60%;">Operating</td> <td style="text-align: right;">\$5,649.29</td> </tr> <tr> <td>Savings</td> <td style="text-align: right;"><u>42,509.30</u></td> </tr> <tr> <td style="text-align: right;">Total</td> <td style="text-align: right;"><u>\$48,158.59</u></td> </tr> </table> <p><b>Profit &amp; Loss Statement</b></p> <table style="width: 100%; border-collapse: collapse;"> <thead> <tr> <th></th> <th style="text-align: center; border-bottom: 1px solid black;">October</th> <th style="text-align: center; border-bottom: 1px solid black;">YTD</th> </tr> </thead> <tbody> <tr> <td>Total Proceeds</td> <td style="text-align: right;">\$162.00</td> <td style="text-align: right;">\$11,735</td> </tr> <tr> <td>Total Expenditures</td> <td style="text-align: right;">\$779.74</td> <td style="text-align: right;">\$23,980</td> </tr> <tr> <td></td> <td style="text-align: right; border-top: 1px solid black;"><u>(\$617.74)</u></td> <td style="text-align: right; border-top: 1px solid black;"><u>(\$12,245)</u></td> </tr> </tbody> </table>	Cash		Operating	\$5,649.29	Savings	<u>42,509.30</u>	Total	<u>\$48,158.59</u>		October	YTD	Total Proceeds	\$162.00	\$11,735	Total Expenditures	\$779.74	\$23,980		<u>(\$617.74)</u>	<u>(\$12,245)</u>
Cash																					
Operating	\$5,649.29																				
Savings	<u>42,509.30</u>																				
Total	<u>\$48,158.59</u>																				
	October	YTD																			
Total Proceeds	\$162.00	\$11,735																			
Total Expenditures	\$779.74	\$23,980																			
	<u>(\$617.74)</u>	<u>(\$12,245)</u>																			

### TRAINING COMMITTEE – Pam White for Joe Warner

Discussion	<ul style="list-style-type: none"> <li>Classes are proceeding well. There have been no problems with following the safety procedures.</li> <li>Holly Taylor was presented to the board as the slated Training Director. She has lots of experience in training dogs and titles on her dogs.</li> </ul>
------------	--

Thank you from Shari for those who served on the Board this past year. Welcome to the slated new members.

Leaving the board this year are: Pam White, Joe Warner, Benita Zapata and Linda Shearin.

Marilyn Hopkins is continuing on as a Member-at-Large.

**COMMUNITY EVENTS – Jose Rodriguez**

Discussion	<ul style="list-style-type: none"><li>• We had a photo finish tie between the 2<sup>nd</sup> and 3<sup>rd</sup> place in the Halloween Costume Contest.</li><li>• The Small Groups are taking time to organize.</li><li>• The Tri City Shelter is having lots problems of indecision and bureaucracy in regards to our proposed garage sale and drive-by parade.</li></ul>
------------	--

**OLD BUSINESS – Shari Price**

Discussion	<ul style="list-style-type: none"><li>• Our Annual meeting will be Tuesday, November 10, via Zoom.</li><li>• The By-Laws changes will be voted on.</li><li>• The nominations to the Board for 2021 will be voted on by acclamation, since no one else was presented to the members.</li><li>• The Training Committee Chairman will present the members of the training committee to be approved at the meeting.</li></ul>
Conclusion	<ul style="list-style-type: none"><li>• Transition to the board takes place after the end of the meeting.</li><li>• Membership dues for 2021 are now due. In order to not be delinquent, dues must be paid by January 31, 2021.</li></ul>

**NEW BUSINESS – Shari Price**

Discussion	<ul style="list-style-type: none"><li>• Discussed meeting in December such as a Zoom Party. Decided that would be difficult to pull off effectively.</li><li>• Maybe a contest with the dogs.</li><li>• 2021 Committees: The President appoints the committee chairs. If someone you think would be good for a committee, please let Shari know.</li></ul>
Conclusion	<ul style="list-style-type: none"><li>• New Committee: Safety and Awareness Committee: to help with keeping the training facility clean and safe. They will keep up with all the CDC guidelines, Gov. Abbott for Texas rules, and Clay Jenkins for Dallas County.</li><li>• The Board members will be liaisons for the committees. Please think about a committee you might like to liaison with.</li></ul>

Motion to adjourn. Lynda Holman. Benita Zapata seconded. Motion passed.

Meeting adjourned at 7:53 pm.

Respectfully submitted,

Terri Schurr, Secretary

# Dog Training Club of Dallas County

General Meeting  
November 10, 2020

## Agenda

Meeting called by	President
Type of meeting	General Membership Meeting
Facilitator	Shari Price
Note taker	Terri Schurr
Attendees	See Attendance Roster
	<b>CALLED TO ORDER BY Shari Price @ 7:05 pm via Zoom</b>

### SECRETARY'S REPORT – Terri Schurr

Discussion	<ul style="list-style-type: none"> <li>Asked if there are any corrections or additions to the October General Meeting?</li> </ul>
Conclusion	<ul style="list-style-type: none"> <li>Sandi Myers moved to accept. Donna Heishman seconded to approve. Motion passed.</li> </ul>

### TREASURER'S REPORT – Marilyn Hopkins

Discussion	<ul style="list-style-type: none"> <li>Financial report (see Board Minutes from November 3)</li> </ul>
Conclusion	

### PAW PRINT COMMITTEE – Lana Shuman

Discussion	<ul style="list-style-type: none"> <li>The Paw Print material is due Saturday, November 28. The theme is Holiday Costume and pictures.</li> </ul>
Conclusion	<ul style="list-style-type: none"> <li>Lana needs Favorite holiday recipes for humans and dog treat recipes for our furry friends.</li> </ul>

### TRAINING COMMITTEE – Carol Ford for Joe Warner

Conclusion	<ul style="list-style-type: none"> <li>Final week of classes. We are getting ready to hand gavel to the new Training Director and committee members.</li> </ul>
------------	---

### COMMUNITY EVENTS/PUBLIC RELATIONS/ADVERTISING – Jose Rodriguez

Discussion	<ul style="list-style-type: none"> <li>The Halloween Costume Contest was a great success. Voting was by the ESL group at his church.</li> <li>We have six Social Groups. Two have launched and are ready to start.</li> </ul>
Conclusion	<ul style="list-style-type: none"> <li>There will be a Holiday Ugly Sweater Contest. The dates will be announced by email.</li> <li>The virtual Rally Training Group is going well.</li> </ul>

### TECHNOLOGY COMMITTEE – Donna Heishman

Discussion	<ul style="list-style-type: none"> <li>Zoom is available for committee and club meeting sessions.</li> <li>All media is in working condition at the training facility.</li> </ul>
------------	---

**SHOW N GO COMMITTEE - Margaret Culbertson**

Discussion	<ul style="list-style-type: none"> <li>The Show-n-Go will be Sunday, November 15. Pre-registration is on Eventbrite. You will be assigned a time to enter the building.</li> </ul>
------------	--

**OLD BUSINESS**

Discussion	<ul style="list-style-type: none"> <li>Thank you to the 2020 Board Members leaving: Pam White, Joe Warner, Benita Zapata and Linda Shearin. Thank you for your services to the club this past year.</li> </ul>

**NEW BUSINESS**

Discussion	<ul style="list-style-type: none"> <li><b>ByLaws changes. Lynda Holman</b> <ol style="list-style-type: none"> <li>Art 3 Sec 1 Directors and Officers. Treasurer’s duties more clearly defined and requirements needed to be treasurer. Art 5 Meetings and voting was expanded to include all electronic means. Votes needed by the Board may also take place by electronic means.</li> </ol> </li> <li><b>2021 Board Nominations</b> <table style="width: 100%; border: none;"> <tr> <td style="width: 50%;">President</td> <td>Shari Price</td> </tr> <tr> <td>Vice President</td> <td>Jose Rodriguez</td> </tr> <tr> <td>Training Director</td> <td>Holly Taylor</td> </tr> <tr> <td>Secretary</td> <td>Terri Schurr</td> </tr> <tr> <td>Treasurer</td> <td>Kathleen Stock</td> </tr> <tr> <td>Members-at-Large</td> <td>Shannon Quinn, Jana McBroom, Marilyn Hopkins Melissa Chojnacki</td> </tr> </table> <p>Move to accept by acclamation: Jan Bajovich. Seconded by Benita Zapata.</p> </li> <li><b>Training Committee member nominations by Holly Taylor</b> Sally Browning, Carol Ford, Jeff Young, Jan Hitchborn, Jean Robson, Thau Mai</li> <li><b>Adding a Safety and Aware Committee to be chaired by Sheryll Barker</b> <ol style="list-style-type: none"> <li>Safety protocols for the city, state and nation will be considered.</li> <li>Committee will help Training Committee, Show-n-Go and events held at the training facility.</li> </ol> </li> </ul>	President	Shari Price	Vice President	Jose Rodriguez	Training Director	Holly Taylor	Secretary	Terri Schurr	Treasurer	Kathleen Stock	Members-at-Large	Shannon Quinn, Jana McBroom, Marilyn Hopkins Melissa Chojnacki
President	Shari Price												
Vice President	Jose Rodriguez												
Training Director	Holly Taylor												
Secretary	Terri Schurr												
Treasurer	Kathleen Stock												
Members-at-Large	Shannon Quinn, Jana McBroom, Marilyn Hopkins Melissa Chojnacki												
Conclusion	<ol style="list-style-type: none"> <li>Vote by Survey Monday for the Treasurer’s Duties. Vote passed by 100%.</li> <li>Vote by Survey Monkey for the meetings and voting by electronic means. Vote passed by 98%.</li> <li>Vote by Survey Monkey for the 2021 Board. 95% voted yes for the nominations.</li> <li>Vote by Survey Monkey for the Training Committee 83% voted yes for the training committee members.</li> </ol> <ul style="list-style-type: none"> <li>For all committees for 2021 Shari will contact/appoint each chairman.</li> </ul>												



**Brags:** Sandi Myers bragged on Ken and Sammy. They were invited to Nationals in Florida in the Owner-a handler series.

Jan Hitchborn returned to Nosework with Skye and earned a Novice in Nosework. Logan earned his Master Vehicles Elite. Rookie loves learning Nosework.

Sheryll Barker and Emma earned a Rally Novice Title and went on to earn a leg in Rally Intermediate at the Belton show.

Marye Boyce and Briar earned the AKC CGC & TDN.

Jan Bruner and Ace earned the Best of Opposite in Conformation and two legs toward a CD.

**Announcements:** Maureen Pearson is glad to be back with the club members.

Sheryll Barker will continue Rally classes on Wednesdays for those entered in the Azle Rally show.

**No December meeting or Holiday Party.** We are considering a Spring party. No awards for 2020 will be presented due to the limitations and cancellations put forth by Covid.

Jose Rodriguez thinks a second location would help in attracting students who live far away. Lynda Holman said we need to keep in mind if our insurance covers training in other locations.

**Motion to adjourn:** Donna Heishman. Seconded by Georgann Hughes. Motion passed.

Meeting adjourned at 8:20 p.m.

Respectfully submitted,

Terri Schurr, Secretary

## Holiday Foods That are Dangerous for Pets

- Poultry/Turkey Bones
- Turkey Skin and gravy
- Alcohol
- Onions
- Various Types of Nuts
- Chocolate/caffeine
- Grapes and Raisins
- Doughs with Yeast
- Nutmeg
- Milk and dairy products
- Candy
- Eggnog
- Salt and sugar

So what holiday foods ARE good for dogs? Cooked sweet potatoes (minus any additional ingredients), baked potatoes, pumpkin purée, cucumbers, carrots (steamed or raw), steamed green beans or greens, unsweetened cranberries, bananas, and apples are all good choices—and not just during the holidays.



# DOG LINKS OF INTEREST:

## Cheers! 4 Dogs (And 1 Human) Try Busch's New Dog Beer

[https://www.dailypaws.com/pet-news/food-product-recalls/busch-dog-beer-taste-test?utm\\_source=emailshare&utm\\_medium=email&utm\\_campaign=email-share-article&utm\\_content=20201116](https://www.dailypaws.com/pet-news/food-product-recalls/busch-dog-beer-taste-test?utm_source=emailshare&utm_medium=email&utm_campaign=email-share-article&utm_content=20201116)

## The Subtleties and Seriousness of Chronic Pain in Dogs

[https://www.akc.org/expert-advice/health/the-subtleties-and-seriousness-of-chronic-pain-in-dogs/?utm\\_medium=email&utm\\_source=newsletter&utm\\_campaign=20201117\\_nibble-health\\_the-subtleties-and-seriousness-of-chronic-pain-in-dogs&utm\\_content=hlth\\_p1&utm\\_term=Nibble\\_Health\\_Send\\_List](https://www.akc.org/expert-advice/health/the-subtleties-and-seriousness-of-chronic-pain-in-dogs/?utm_medium=email&utm_source=newsletter&utm_campaign=20201117_nibble-health_the-subtleties-and-seriousness-of-chronic-pain-in-dogs&utm_content=hlth_p1&utm_term=Nibble_Health_Send_List)

## Accounting for Taste: What Do Dogs Find Most Delicious?

[https://www.akc.org/expert-advice/nutrition/accounting-taste-probing-mysteries-dogs-find-delicious/?utm\\_medium=email&utm\\_source=newsletter&utm\\_campaign=20201117\\_nibble-health\\_accounting-taste-probing-mysteries-dogs-find-delicious&utm\\_content=ntr\\_p3&utm\\_term=Nibble\\_Health\\_Send\\_List](https://www.akc.org/expert-advice/nutrition/accounting-taste-probing-mysteries-dogs-find-delicious/?utm_medium=email&utm_source=newsletter&utm_campaign=20201117_nibble-health_accounting-taste-probing-mysteries-dogs-find-delicious&utm_content=ntr_p3&utm_term=Nibble_Health_Send_List)

## New Study Shows Therapy Dogs Benefit From Their Jobs

[https://www.akc.org/expert-advice/news/therapy-dogs-can-be-used-to-treat-fibromyalgia-and-the-dogs-love-it/?utm\\_medium=email&utm\\_source=newsletter&utm\\_campaign=20201117\\_nibble-health\\_therapy-dogs-can-be-used-to-treat-fibromyalgia-and-the-dogs-love-it&utm\\_content=news\\_p5&utm\\_term=Nibble\\_Health\\_Send\\_List](https://www.akc.org/expert-advice/news/therapy-dogs-can-be-used-to-treat-fibromyalgia-and-the-dogs-love-it/?utm_medium=email&utm_source=newsletter&utm_campaign=20201117_nibble-health_therapy-dogs-can-be-used-to-treat-fibromyalgia-and-the-dogs-love-it&utm_content=news_p5&utm_term=Nibble_Health_Send_List)

## Can Dogs Eat Turkey?

[https://www.akc.org/expert-advice/nutrition/can-dogs-eat-turkey/?utm\\_medium=email&utm\\_source=newsletter&utm\\_campaign=20201117\\_nibble-health\\_can-dogs-eat-turkey&utm\\_content=ntr\\_p7&utm\\_term=Nibble\\_Health\\_Send\\_List](https://www.akc.org/expert-advice/nutrition/can-dogs-eat-turkey/?utm_medium=email&utm_source=newsletter&utm_campaign=20201117_nibble-health_can-dogs-eat-turkey&utm_content=ntr_p7&utm_term=Nibble_Health_Send_List)

## Dogs can detect COVID-19 quicker and more accurately than nasal swabs, study finds

[https://nypost.com/2020/11/05/dogs-can-detect-covid-19-quicker-better-than-nasal-swabs-study/?utm\\_source=facebook\\_sitebuttons&utm\\_medium=site+buttons&utm\\_campaign=site+buttons](https://nypost.com/2020/11/05/dogs-can-detect-covid-19-quicker-better-than-nasal-swabs-study/?utm_source=facebook_sitebuttons&utm_medium=site+buttons&utm_campaign=site+buttons)

## What Does a Yellow Ribbon On a Dog's Leash Mean?

[https://www.dailypaws.com/dogs-puppies/dog-safety-tips/yellow-ribbon-dog-project?utm\\_source=emailshare&utm\\_medium=email&utm\\_campaign=email-share-article&utm\\_content=20201105](https://www.dailypaws.com/dogs-puppies/dog-safety-tips/yellow-ribbon-dog-project?utm_source=emailshare&utm_medium=email&utm_campaign=email-share-article&utm_content=20201105)

Merry Christmas  
Merry Christmas  
and  
and  
Happy New Year!  
Happy New Year!



# Information We Need to Know



1.	Due to the pandemic, there will be no Holiday Social this year.
2.	<p><b>Renew your club membership.</b></p> <p>Dues for all classes of membership shall be payable in full on or before January 1 of a calendar year. A membership will be considered lapsed and automatically terminated if such member's dues remain unpaid after January 31st of each club year.</p> <p><u>Membership levels:</u></p> <ul style="list-style-type: none"> <li>• Individual \$40 • Family \$50 • Junior \$20 • Associate \$20</li> </ul> <p><u>Payment Options:</u></p> <p>1) Mail your check payable to DTCCDC: Dog Training Club of Dallas County P.O. Box 380104 Duncanville, TX 75138-0104</p> <p>2) Online! Make a one-time payment or setup automatic annual payment. ALL RENEWALS SHOULD COMPLETE THE RENEWAL &amp; ROSTER UPDATE FORM. New! The form is now a fill-able PDF &amp; can be submitted online.</p>
3.	PLEASE <b>review your contact information in the Members/roster section</b> of our website. Contact Margaret Culbertson with any changes or additions. At a minimum, we need your name, email and cell phone. We also need an emergency contact person and their phone number. If you do not want this information available to other members for personal or privacy reasons, let Margaret know and she can exclude that information from being published on the website. Contact Margaret Culbertson at: <a href="mailto:dogtrainingroster@gmail.com">dogtrainingroster@gmail.com</a>
4.	<p><b>Upcoming Board Meetings:</b> Jan. 5 and Feb. 2 at 7 p.m. via Zoom</p> <p><b>Upcoming General Meetings:</b> Jan. 12 and Feb. 9 at 7 p.m. via Zoom</p>
5.	<p>You are invited to a <b>Zoom General Meeting:</b></p> <p><b>When:</b> DTCCDC General Meeting - Jan. 12, 2021 at 7 p.m.</p> <p>Register in advance for this meeting: <a href="https://zoom.us/meeting/register/tJEqcempqjMrH9Qnk710xOGiy13NbrBz278T">https://zoom.us/meeting/register/tJEqcempqjMrH9Qnk710xOGiy13NbrBz278T</a></p> <p>After registering, you will receive a confirmation email containing information about joining the meeting.</p>
6.	The Club now has a <b>Zoom</b> account. Contact Donna Heishman ( <a href="mailto:donna@heishman.net">donna@heishman.net</a> ) or Margaret Culbertson ( <a href="mailto:texasdaisy42002@yahoo.com">texasdaisy42002@yahoo.com</a> ) if you need to have a committee meeting, training meeting, etc. and they can set you up. Once your meeting starts, they can sign off and leave it with you.
7.	Please remember that even though we aren't meeting in person, the <b>Sunshine Committee</b> (Laura Lipscomb) is still functioning. Please contact Laura if you know of a member who could use a smile or a thought from the Sunshine Committee. Email Laura at: <a href="mailto:bouvsgri@aol.com">bouvsgri@aol.com</a>
8.	<p>Upcoming <b>Show 'N Go</b> Schedule: Sat., Jan. 2, 2021</p> <p>The link to register will be available two weeks before, we are hoping by 12/18. Contact Pam Chrystal <a href="mailto:valimar1@msn.com">valimar1@msn.com</a> or Margaret Culbertson <a href="mailto:texasdaisy42002@yahoo.com">texasdaisy42002@yahoo.com</a> for more information.</p>

## Six-week trial classes were a success!

The six week trial classes proved to be doable and laid the ground work for sessions starting in the new year. Watch for information from Training Director Holly Taylor and her training committee. The classes held were:

- Beginner classes was lead by Jan Bajovich and assisting her were Becky Hill and Marye Boyce.
- Rally class was lead by Sheryll Barker.
- Puppy class was lead by Instructor David Elliott. He was assisted by Shari Price, Ruth & Veron Miles, and Terri Schurr.
- ADV Open class was lead by Sheryl Archer. She was assisted Joan Jung.
- We also had a remote rally class hosted by Jose Rodriguez and Steve Weir at their home.

Each session held at the DTCDC facility followed the rules below:

- Members only
- 6 dogs per class
- 1 dog 1 handler
- No spectators
- Bring dog's own water
- Bring dog's stuff in one bag
- Social Distancing at all times!
- Masks Must Be Worn Correctly at all times!
- Must sign a waiver before each class. each week.



(Above) Jan Bajovich (center, back) and her assistants teach the beginning class. Each student and their dog has their own marked-off space to ensure social distancing during the sessions.



(Left) David Elliott (center, back) teaches a nice group of puppies. Terri Schurr (center, front) assists him. Many of the puppies earned their AKC Star Puppy certificates.

**Happy Holidays!**



David Elliott (in green instructor shirt) poses with Craig Stewart and Hunter; Jan Bajovich and Rusty; and Miriam Inglehart and El who were in the puppy class he taught. All three handlers and puppies received AKC Star Puppy certificates.



(Above) Sheryl Archer lead the Sunday ADV Rally class. Handlers and dogs work on their skills for upcoming competition.



(Left) Jose Rodriguez sets up the Rally cones for the training session while Carol Ford and Charli prepare to practice.



## Biscuit Recipe

Recipe was found online at *Daily Dish Recipes*:



Two 4 oz. jars of baby food (any flavor without onion, onion powder, or sweeteners like xylitol. I have made chicken, turkey, apple, pear, carrot. Dog loves them all.)

About 2 cups flour (whole wheat, oat, or

any other or combination).

Preheat oven to 350° F.

Mix enough flour into the baby food to make a stiff dough, If you add too much, you can add water 1 tablespoon at a time until a consistency you can roll out. Roll to 1/4" thick.

Cut with cookie cutters or cut into squares with a knife or pizza cutter. Place them 1/2" apart on parchment paper on a cookie sheet.

Bake 20 - 25 min or longer if needed to get a dry cookie. Turn off the oven and leave the cookies in the oven 30 - 60 more minutes to dry completely.

Cool and store in paper bag or cookie jar.

Biscuits will keep a long time with no refrigera-

tion needed as long as you get them completely dry and crisp in the oven.

Submitted by **Jan Bajovich**

## Pawsitively Cranberry



2 cups unbleached flour

1/2 cup water

1 cup whole wheat flour

1/4 cup canola oil

1 tsp. baking soda

2 tsp. vanilla

1 cup fresh cranberries chopped medium

Mix all liquid ingredients together in bowl. Mix both flours and baking soda together then add to liquid.

Mix till just just starting to come together then add cranberries. Mix until dough forms into ball then take out and knead just about 3 - 4 times. Flour board and roll dough out till about 1/2 inch thick. Cut out with favorite cookie cutters.

Bake at 350° for approximately 45 minutes depending on your oven. You want them to be crunchy.

Submitted by **Linda Shearin**

## Apple Cinnamon Dog Treats



Ingredients:  
1 c chopped apple (or applesauce)  
1 tsp cinnamon  
1 T parsley  
1 1/2 c milk  
1/2 c vegetable oil  
5 c flour\*  
2 large eggs

Directions:  
Preheat oven to 350 degrees.  
Combine all ingredients - add additional water to dough if needed for consistency.  
Roll out dough to desired thickness and cut into fun shapes using cookie cutters.  
Bake 20-25 minutes until browned.

\* Can use 2 c whole wheat flour and 3 c white flour.



Submitted by **Kristal Hatcher**:

*Here's a recipe for dog cookies I make for my crew. Named in honor of our first Whippet, Shelbie, who I would make these little snacks for all the time over 20 years ago.*

*Shelbie was our first therapy dog.*

### Shelbie Cookies

- 2 1/4 C. whole wheat flour
- 1/2 C. non fat dry milk
- 1 egg
- 1/2 C. vegetable oil
- 1 chicken (or beef), low sodium bouillon cube,
- dissolved in 1/2 C. hot water
- 1 Tblsp. light brown sugar

Preheat oven to 300°. In large bowl, combine all ingredients; stirring until well blended. Dough will be oily, sticky.

Turn dough out onto well floured surface. Knead for about 3 minutes, incorporating the extra flour into dough until it is less sticky and more elastic.

Using floured rolling pin, roll out dough to about 1/4" thickness. Cut out with 2 1/2" bone shape cookie cutter (Note: any shape or size cookie cutter will do - hearts, circles, squares, etc. the smaller, the better but baking time will need to be adjusted.)

Place each cookie about half inch apart on ungreased or parchment lined cookie sheet. Bake 30 to 40 minutes, depending on size of cookie, until edges are dry and turning a slight brown.

Watch cookies closely. Remove from oven and let cookies cool on cookie sheet for 10 minutes.

Remove and cool completely on wire rack. Store in airtight container for up to 2 weeks. Makes a lot.

"Is the turkey done yet?" Whippets Shane and a young Sophie keeping an eye on the turkey in the oven. Thanksgiving Day 2010. Shane passed away 2014.



## Tuna Fudge

*The healthy, homemade dog treat recipe:*

4 – 5 oz cans Tuna with water (do not drain)

4 eggs

3 cups whole wheat flour

Mix all eggs and tuna in a large bowl, then gradually mix in flour.

Spread out over greased cookie sheet (very important that it is greased) or use parchment paper.

Bake at 350° for 40 minutes

Let cool. Use pizza cutter to custom cut into small pieces perfect for your dog.

Fill freezer baggies and put them in the freezer and just pull out one baggy at a time for what you need. Super cheap, super easy and most dogs love them! Makes a large batch and keeps treats prep easy. Recipe can also be halved.

If you want to make a firmer treat that doesn't crumble, trade out one cup of the flour with one cup of tapioca flour. *These treats can also be made with canned chicken.*

Submitted by **Lana Shuman**

## Pumpkin Peanut Butter Treats



1 ¼ cups whole wheat flour

¼ tsp. cinnamon

¼ tsp. salt

1 T. peanut butter (avoid xylitol)

½ cup pumpkin puree (not pie filling - avoid anything with extra sugar)

1 whisked egg

¼ cup water

Mix the ingredients. Spoon into baking molds for individual treats. Bake at 350° for 40 minutes.

## No Bake Pumpkin Treats

2 cups oats

½ cup peanut butter (avoid brands that contain xylitol)

2 T. honey

1 tsp. cinnamon

1 cup pumpkin puree (not pie filling - avoid anything with extra sugar)

Mix ingredients. Roll into balls and roll in ½ cup oats. Place onto baking sheet. Put them in the refrigerator to set. Keep refrigerated and give to your pup when you want to give them something special.

## Pumpkin Pup-Cakes

1 apple (diced)



3 ½ T. peanut butter

¾ tsp. baking powder

1 ¼ cup 100% pumpkin puree (not pie filling - avoid anything with extra sugar)

1 whisked egg

Mix ingredients. Spoon into greased muffin tin. Bake at 350° for 20 minutes. Cool 5 minutes. Decorate with apple slices.

## Easy-to-Make Doggie Cake

½ cup cooking oil



1 tsp. vanilla (non-alcoholic)

2/3 cup honey

½ cup peanut butter (avoid xylitol)

2 whisked eggs

Mix the above. Then add:

1 ½ cups shredded carrots

Mix into the liquid ingredients.

Sift and add:

2 cups whole wheat flour

2 tsp. baking soda

Mix all together. Spread into prepared ring pan. Bake at 350° for 40 minutes. Cool for 10 minutes. Spread peanut butter onto the cake. If you want, you can decorate the top with slices of strawberries and bananas. Cut into narrow slices and serve up the special treat!



Submitted by Jose Rodriguez

### GRANDPA! WHAT'S FOR SUPPER!

My favorite thing to do on rainy weekends is to bake batches of dog cookies for my dog friends. I let them harden overnight in the frig then I pack 'um up in decorated brown paper bags and leave them on their doorsteps. They will last for about a week in the refrigerator.

I start off with a base of organic rice flour, flax seed, eggs, and a little cream or water to soften up the mixture. I then add canned mackerel and/or sardines. From there, it all depends on what I have in the frig or cupboard. I've been doing this since I was nine, so I just eyeball it with a couple of handfuls of this and pinches of that. When it feels like cookie dough, it's ready to go.



This batch of dog cookies includes, Charp Cheddar Chews, Mackerel Morsels, Blue Cheese Crumble Bites, Chicharron Macaroons, Sardine Saffron Sandies, Carrot Blueberry Bars, & Grizzly Gizzard Gooeys. HEE! HAW!

Submitted by Linda Shearin

Even though I don't bake dog cookies and treats like I used to for my booth at the shows, I still do some and especially at Christmas. I stopped using milk or eggs in any of my recipes because the fewer the ingredients the better for the pups.... and the taste is still great....just ask them! Lol

### Peppermint Shortbread

1/2 cup whole wheat flour

2 1/2 cups unbleached flour

1/3 cup canola oil or coconut oil

3/4 cup water

1 tablespoon vanilla extract

1/4 teaspoon peppermint extract

Mix all until you have a firm, but pliable dough, then roll out to 1/4" to 1/2" thickness. Then it's up to you and your favorite cookie cutters! Bake at 350° for 30-45 minutes or until golden depending on your oven. Finally....decorate!

### Dog friendly icing that hardens

1/4 cup cornstarch or rice or potato flour

1/4 cup water

2 teaspoons honey

Food coloring

Add water to cornstarch a teaspoon at a time. When you've added about 1/8 of the water, add the honey, stir then add rest of water a little at a time for desired consistency. Add food coloring.

Have fun and Merry Christmas everyone!!

Submitted by Kristal Hatcher

### Peanut Butter and Honey Dog Treats

1 C. whole wheat flour

1 1/2 tsp. baking powder

1/4 C. oatmeal

1/2 C. creamy peanut butter

1/2 C. milk

1 T. Honey

Mix together dry ingredients then stir in peanut butter, milk and honey. Turn onto floured surface and knead in bits of flour that remain. Roll out to about 1/4 inch thick. Cut with your favorite cookie cutter (like a small heart shape or bone or just a plain round cookie cutter). Bake on lightly oiled cookie sheet at 375\* for about 12 minutes.

Submitted by Sandi Myers

### Sandi's Garlic Sour Cream Wheat Training Bits

1 package yeast  
1 cup warm water  
1 teaspoon sugar  
¼ oil  
1 egg slightly beaten  
¼ cup sour cream & ¼ cup cottage cheese (or ½ cup or sour cream)  
1 cup all purpose flour  
2 cups whole wheat flour  
½ cup rye flour  
1 cup oatmeal  
1 teaspoon baking soda  
1 teaspoon baking powder  
½ teaspoon salt  
1 teaspoon to 1 tablespoon garlic powder (not garlic salt)  
1 tablespoon dried parsley

Preheat oven to 350 degrees. You will need 2 to 4 heavy duty baking sheets. Do not grease the pans. In a mixer blend the yeast, sugar & warm water. Stir to dissolve yeast. Add oil, egg, sour cream, cottage cheese & whisk in the mixing bowl. In a separate bowl combine all of the dry ingredients & stir together. Put the dough hook attachment on your mixer or mix by hand with a sturdy wooden spoon to incorporate the dry ingredients into the wet. Continue to mix until it starts to form a ball on the hook. If the dough is too dry you can add 1 tablespoon of warm water. If the dough is too wet you can add some flour to get it to form into a ball. Remove from bowl & kneed on a floured surface until smooth. Cut the dough ball in half. Roll out ½ of the dough on a floured surface as thin as possible. The dough should be less than 1/8 inch thick, the thinner the better. Cut into strips using a pizza wheel, next cut back across the strips to dice the dough into small pieces. Smaller bits will dry faster in the oven. Place the bits in one layer divided between 2 pans. Bake for 10 minutes and then stir to start breaking up the bits. Bake for 10 minutes more and remove from oven. Let the first batch cool while you roll out the second batch. Remove the first batch from the 2 pans & bake the next batch as directed above. If the bits are not dry enough, place the bits back on the baking sheets and cook in 5 minute intervals until crispy.

### Sandi's Pumpkin Wheat Cracker Dog Treats

1 package yeast  
1/2 cup warm water  
1 teaspoon sugar  
¼ oil  
1 egg slightly beaten  
1 small can pumpkin  
1 cup all purpose flour  
3 cups whole wheat flour  
1 cup oatmeal  
1 teaspoon baking soda  
1 teaspoon baking powder  
½ teaspoon salt  
1 teaspoon to 1 tablespoon cinnamon  
1 teaspoon cloves

Preheat oven to 350 degrees. You will need 2 to 4 heavy duty baking sheets. Do not grease the pans. In a mixer blend the yeast, sugar & warm water. Stir to dissolve yeast. Add oil, egg, pumpkin & stir in the mixing bowl. In a separate bowl combine all of the dry ingredients & stir together. Put the dough hook attachment on your mixer or mix by hand with a sturdy wooden spoon to incorporate the dry ingredients into the wet. Continue to mix until it starts to form a ball on the hook. If the dough is too dry you can add 1 tablespoon of warm water. If the dough is too wet you can add some flour to get it to form into a ball. Remove from bowl & kneed on a floured surface until smooth. Cut the dough ball in quarters. Wrap each dough disc in plastic wrap and refrigerate for at least 1 hour. Roll out 1 disc of the dough on a floured surface as thin as possible. The dough should be less than 1/8 inch thick, the thinner the better. Cut into shapes. Continue re-rolling the scraps to fill the pans then bake. Bake for 15-18 minutes and then check for doneness. Let the crackers cool on a the pan slightly, move to a container with no lid to finish cooling.





Submitted by Sandi Myers

My friend in New Jersey and I had a scone baking cookoff during the summer of this pandemic. We both went back and forth making scones over the internet. We also did a foray into muffin making.

### Tyler Florence's Blueberry Lemon Scones



These were a favorite (though my friend and I both cut back on the "glaze" part of the recipe. It made too much.)

<https://www.foodnetwork.com/recipes/tyler-florence/blueberry-scones-with-lemon-glaze-recipe-1914780>

and

### Morning Glory Muffins

<https://bakerbynature.com/my-favorite-morning-glory-muffins/>

And this is the toffee I put as the topping on the cake I made one year for the dessert contest:

### Chocolate Almond Toffee

(or Espresso Chips or White Chocolate, etc) or combination to your tastes.

Adapted from *allrecipes.com* from *The Smart Cookie Cook* (who's website was hijacked in 2017 by her hosting service). Original was White Chocolate Walnut Toffee – video also on YouTube by *The Smart Cookie Cook*.

#### Ingredients:

2 cups butter (4 sticks)

2 cups granulated sugar

2 tablespoons Karo syrup  
(this was not in the original

recipe, but I have seen others use it, so I use it)

¼ teaspoon salt

1 package of mini chocolate chips (or regular chocolate chips, espresso chips (not easy to find), or shaved white chocolate (not mini white chocolate morsels according to the original recipe they won't melt properly, I have tried white chocolate)

1 cup nuts (I prefer chopped almond slices or use whatever nuts you like on toffee) original called for walnuts with the white chocolate

#### Directions:

1. Line a large baking sheet with aluminum foil & spray with butter cooking spray.

2. In a large pan, with deep sides (heavy bottomed, non-stick is best) combine butter, sugar, Karo syrup & salt. Cook over medium heat, stirring until butter is melted. Allow to come to a boil, stirring occasionally, and cook until the mixture becomes a dark amber color, and the temperature reaches 285 degrees F (Hard Crack on a Candy thermometer) I go to 290 sometimes.

3. As soon as the toffee reaches the proper temperature, pour it out onto the prepared bak-



ing sheet and smooth it out with a high heat tolerant rubber spatula or offset metal spreader. Immediately sprinkle whatever chocolate or chips you are using over the top. Let it sit for a minute to begin to melt and soften. Then spread with the offset metal spreader to an even layer. Then sprinkle on the nuts. Press it into the chocolate/chips.

4. Place the toffee in the refrigerator to chill until set. Break into pieces, and store at room temperature in an airtight container.

Submitted by Kristal Hatcher.

### Cornsilk Pudding Pie



3 eggs

1 cup heavy cream

1/4 cup (1/2 stick) butter, melted

1 teaspoon salt

1/2 teaspoon each black pepper and cayenne pepper, as desired for heat

1 pound frozen corn kernels, thawed

2 cups shredded sharp cheddar cheese

1 cup grated Parmesan cheese

Preheat oven to 350°. Lightly mist interior of a 9-inch pie dish with nonstick cooking spray (or lightly coat with olive oil or butter).

In large mixing bowl, beat together eggs, cream, butter and seasonings. Stir in corn.

Pour half corn mixture into prepared pie dish. Sprinkle cheddar cheese over corn mixture. Pour in remaining corn mixture over cheddar layer. Sprinkle with Parmesan.

Bake 50 minutes, or until set. Makes one 9-inch pie.

### Whipped Hot Chocolate

2 tablespoons powdered hot chocolate mix (one hot chocolate mix packet)

5 tablespoons heavy cream

6 ounces milk

Chocolate sprinkles (optional)

In medium size mixing bowl, whip together heavy cream and hot chocolate mix using a mixer until the consistency of whipped cream. Set aside.

Pour the milk in microwave safe mug. Heat milk in microwave for 1 to 2 minutes until hot.

Top the hot milk with the whipped hot chocolate. Add sprinkles if desired.

### Two Ingredient Cream Biscuits

2 cups self-rising flour (do not use all-purpose flour)

1 1/2 cups heavy whipping cream

Preheat oven to 475°. Line a rimmed baking sheet with parchment paper. Set aside.

Add flour to a large mixing bowl. Slowly pour in heavy cream and gently stir with a fork until just combined. Should have a 'shaggy' consistency. Do not over mix! Dump dough onto lightly floured countertop. Gently roll and pat to about 1/2 inch thick. Do not handle too much. Cut out each biscuit using a 2-inch biscuit cutter. Do not twist cutter when cutting out. Place biscuits onto baking sheet, leaving about an inch between biscuits to allow to rise and fully bake. Bake 10-12 minutes. Remove from oven and serve.

Submitted by Lana Shuman

### Maple Sausage-Cheese Balls



Prep 25 minutes

Total 45 minutes

Servings 48

#### Ingredients

- 1 1/2 cups Original Bisquick™ mix
- 1/2 lb uncooked maple-flavored pork breakfast sausage
- 2 cups shredded Cheddar cheese (8 oz)
- 1/4 cup grated Parmesan cheese
- 1/4 cup milk
- 1/4 cup chopped jalapeño chiles
- 1/4 cup Dijon or spicy brown mustard
- 1/4 cup real maple syrup

#### Steps

Heat oven to 350°F. Lightly grease bottom and sides of 15x10x1-inch pan.

In large bowl, stir together Bisquick™ mix, sausage, cheeses, milk and jalapeño chiles, using hands or spoon. Shape mixture into 48 (1-inch) balls. Place in pan.

Bake 20 to 25 minutes or until no longer pink in center. Immediately remove from pan. In small bowl, mix mustard and maple syrup. Serve warm with mustard sauce for dipping.

#### Tips

Maple breakfast sausage comes in bulk as well as links. If using links, use a paring knife to cut the casings and remove sausage.

If you manage to have any dipping sauce left-over, you can store it in a sealed container in the refrigerator for up to 3 days.

### Christmas 7-Layer Cookie Bars



Prep 10 minutes

Total 55 minutes

Servings 12

#### Ingredients

- 1 pouch (17.5 oz.) Betty Crocker™ sugar cookie mix
- 1/2 cup butter, softened
- 1 egg
- 1/2 cup semi-sweet chocolate chips
- 1/2 cup sweetened coconut flakes
- 1 can (14 oz.) sweetened condensed milk
- 1 1/2 cups mini pretzel twists
- 1/2 cup white chocolate chips
- 1/2 cup red and green M&M's® chocolate candies
- 1 tablespoon red and green sprinkles

#### Steps

1. Preheat oven to 350°F. Add cookie mix, butter and egg to a medium mixing bowl and stir well until a soft dough forms.

2. Press dough into a greased 9x13-inch baking dish and bake for 15 minutes.

3. Remove from oven and top the cookie base with chocolate chips, coconut and sweetened condensed milk. Layer pretzels, white chocolate chips, candies and sprinkles on top.

4. Return to the oven for 30 minutes. Allow to cool completely before cutting into 12 bars.

Tips

Serve with extra sprinkles on top.

Use any flavor of M&M's™ candies that you like.

**Hot Chocolate Dump Cake**



Prep 10 minutes

Total 1 hour 50 minutes

Servings 12

Ingredients

- 1 package (3.4 oz) Jell-O™ chocolate-flavor instant pudding and pie filling
- 1 1/2 cups milk
- 1 box Betty Crocker™ Super Moist™ chocolate fudge cake mix
- 4 cups miniature marshmallows
- 1 cup semisweet chocolate chips
- 2 teaspoons dry hot chocolate mix

Steps

Heat oven to 350°F. Spray bottom and sides of 13x9-inch pan with cooking spray.

In large bowl, beat dry pudding and milk with whisk 2 minutes. Stir in cake mix and 2 cups of the miniature marshmallows until combined. Spread batter evenly in bottom of pan. Scatter chocolate chips evenly on top.

Bake 30 to 35 minutes or until toothpick inserted in center of cake comes out almost clean. Immediately sprinkle remaining 2 cups miniature marshmallows on top. Cool completely in pan, about 1 hour.

Sprinkle top lightly with dry hot chocolate mix just before serving. Cut into 4 rows by 3 rows.

Tips

Sprinkle crushed candy canes over cooled cake before serving for a “peppermint hot cocoa” twist.

Store cake tightly covered at room temperature up to 2 days.

To easily cut cake, use a knife sprayed with cooking spray.

**Nanaimo Bars**



16 servings

**Prep time:** 0 hours 15 minutes

**total time:** 1 hour 45 minutes

**Ingredients:**

For Base:

- Cooking spray, for pan
- 1/2 c. (1 stick) butter, cut into tablespoons
- 1/4 c. granulated sugar
- 1/4 c. Dutch processed cocoa powder
- 1 large egg, beaten
- 1 tsp. pure vanilla extract
- 2 c. (1½ sleeves, crushed) graham cracker crumbs
- 2/3 c. unsweetened shredded coconut
- 1/2 c. finely chopped toasted pecans
- 1/4 tsp. kosher salt

For Buttercream Layer:

- 1/4 c. butter, softened to room temperature
- 2 tbsp. custard powder or instant vanilla pudding mix
- 2 c. powdered sugar
- 1/4 tsp. kosher salt
- 3 tbsp. heavy cream

For Chocolate Topping:

- 3/4 c. dark chocolate chips
- 2 tbsp. butter
- Flakey sea salt

Directions:

Line an 8"x-8" pan with parchment paper and grease with cooking spray.

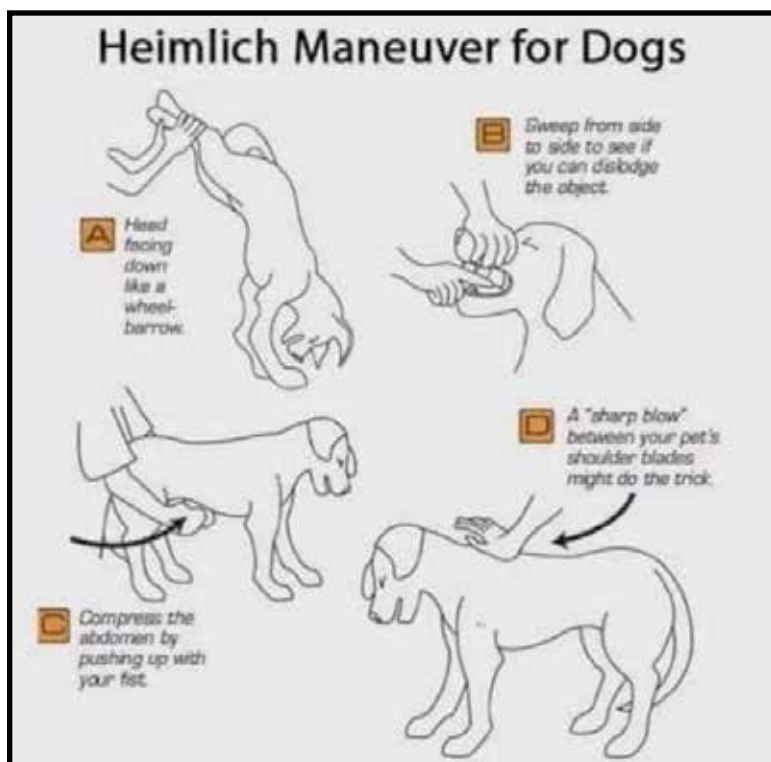
Set a large heat-proof bowl over a saucepan of simmering water to create a double-boiler. Add butter and stir until melted, then whisk in sugar, cocoa powder, egg, and vanilla until smooth. Continue whisking until mixture thickens slightly, 2 to 3 minutes more.

Remove bowl from heat and fold in graham cracker crumbs, coconut, pecans, and salt. Trans-

fer mixture to prepared pan and press into an even layer. Transfer to refrigerator and chill for 15 to 20 minutes, or until firm.

Meanwhile, make the buttercream layer: in a medium bowl, using a hand mixer, cream butter and custard powder or pudding mix together until smooth. Add powdered sugar and salt and beat until well-mixed and mixture is like coarse sand, then add heavy cream one tablespoon at a time, beating well after each addition. Spread buttercream mixture over crust and refrigerate until firm, 25 to 30 minutes.

Make chocolate layer: combine chocolate chips and butter in a microwave safe bowl. Microwave on medium power for 30 second increments, stirring between each round, until chocolate and butter are completely combined and smooth. Pour mixture over chilled bars smooth into an even layer. Sprinkle with flakey sea salt and refrigerate until chocolate layer is smooth, 15 to 20 minutes. Cut into squares when ready to serve.



# Need a new trick to teach your dog?

## How about this one: Teach Your Dog to Play Soccer!

The new trick for this month comes from [buckheadpaws.com](http://buckheadpaws.com). Have fun teaching this one!

*Michele Hosey*

### Play Soccer

Soccer requires only the use of one's feet, so it's a good choice for a doggone fun game. Dogs are naturals when it comes to playing soccer, which makes it all the more fun to teach.

Choose a soccer ball a bit larger than your dog's mouth so that they won't attempt to swallow it. Using a larger ball will also prevent him from picking it up and running away with it (a foul in dog soccer). Also, choose an empty park or a garden so that your dog doesn't chase other kids instead. And make sure you take a bag of treats along with you to reward her whenever she dribbles well.



1. Get her acquainted with the soccer ball, by giving it to her and allowing her to smell it. If she begins to move the ball by herself, praise her immediately and give a treat. If she isn't interested, you can begin by rolling the ball gently toward her while you encourage her how to play.
2. Encourage your dog by praising her every time she touches the ball with her nose or paw. It might take several trips to the park to finally make her dribble the ball like a pro, in the end you will see that it is totally worth it.
3. Once she is comfortable with the concept, start kicking the ball farther away from you and encouraging her to dribble it back to you. End by rewarding her with a treat so that she'll play with you next time.





# DTCDC's 2020 1st Annual Christmas Costume Contest



*Have yourself a furry little Christmas.*

*Let your heart be light.*

*Faithful dogs who are dear to us,  
gather near to us, once more.*

*So hang a shining picture upon the pinned post  
on DTCDC's group Face Book page,  
and have a merry little Christmas now.*



Remember, pictures can be of an individual dog, group of dogs, you and your dog or a group of friends and family with dogs. All pictures will be featured in Paw Print. Prizes will be awarded to 1st, 2nd, and 3rd place winners.

#### Rules:

1. DTCDC Club Members only
2. One picture per household; but the picture can be of multiple dogs with several persons
3. Recent picture
4. Post picture between December 1st and December 20th
5. Pictures must be posted as a comment in the designated "pinned" post to be counted in the contest. Pictures posted in the wrong place and/or prior to December 1st or after December 20th will not be counted. Pictures posted by non DTCDC club members will be deleted.
6. Name on the account posting the photo must match name on DTCDC member roster. If not, please indicate the member name posting in the comments with the picture.
7. Independent judging panel (Non DTCDC affiliated) will select 1st, 2nd, & 3rd places.

If you have any questions or need help, call Jose Rodriguez. His number is in the members' roster.

And don't forget,

*'Through the years we all will be together....'*



# SHOW & GO

**SATURDAY**  **JANUARY 2<sup>nd</sup>**

## Dog Training Club of Dallas County

604 Crestside Dr. ~ Duncanville, TX 75137

**Social Distancing ~ Masks worn at all times ~  
~ Waiver required ~ Pre-Entries Only ~**



**Classes Offered:** ★Utility★Grad Open★Open★  
★Grad Nov★Novice★Beg Nov★

**PRE-ENTRIES ONLY: \$7.00 first five minutes  
1.00 each additional minute  
(5-minute minimum/10-minute maximum)**




**Doors open at 7:30 A.M.  
Utility/Grad Open Run-throughs promptly at 8:00 AM  
Other classes Run-throughs begin after Utility/Grad Open  
Novice runs include one Group Sit/Down Stays.**



**Pre-Entry at "Events" on DT CDC website  
Or click this link: DT CDC 1-02-21 S&G**

Pre-entries close noon Friday, Jan 1<sup>st</sup>  
You'll receive email w/run-through order




**Directions:** Driving South on 67- take Cockrell Hill Rd exit-continue thru intersection  
**Stay on access road - Turn Right at first street (Crest Lane)**  
**Turn Left at next street (Crestside). Clubhouse is on left at the end of the block.**  
White building with black paw prints  across the front.

**Questions???**  
**Pamela Chrystal**  
(214) 415-1955  
[valimar1@msn.com](mailto:valimar1@msn.com)

**Questions???**  
**Margaret Culbertson**  
(214) 926-4273  
[texasdaisy42002@yahoo.com](mailto:texasdaisy42002@yahoo.com)

**DTCDC**  
**Bulletin Board**

**JANUARY GENERAL MEETING**  
January 12 @ 7 p.m.  
via Zoom



**DECEMBER DOG CALENDAR:**

- Safe Toys and Gifts Month
- Dec. 2: National Muttt Day.
- Dec. 3: National Roof Over Your Head Day
- Dec. 4: National Cookie Day
- Dec. 5: Celebrate Shelter Pets Day. Humane Society of the United States.
- Dec. 5: International Volunteer Day
- Dec. 9: International Day of Veterinary Medicine.
- Dec. 18: Underdog Day
- Dec. 24: Christmas Eve
- Dec. 25: Christmas Day
- Dec. 30: Bacon Day
- Dec. 31: New Year's Eve

**JANUARY PAW PRINT**

**THEME: 2020 MEMORIAL ISSUE**

*This issue is dedicated to the special dogs who crossed the rainbow bridge in 2020. A column talking about them and lots of photos would be appreciated as we remember our special family members.*

**DUE DATE: SAT., DEC. 19 (or earlier)**

**UPCOMING MONTHLY THEMES:**

<b>FEBRUARY</b>	<b>WINTER FUN</b>
-----------------	-------------------

Do you have a monthly theme idea that you would like to see in the upcoming PawPrint editions? Please share them with Lana Shuman at:  
[pawprint@dallasdogtraining.org](mailto:pawprint@dallasdogtraining.org)



**T**here are two scholarships currently available by the club. If you know a worthy recipient for the Terri Clary scholarship, please contact a DTDCDC Board member or Training Committee member. For the Greg Quintana Memorial Fund, please contact Robin Quintana.



## TERRI CLARY MEMORIAL SCHOLARSHIP

In keeping with the club's mission and in recognition of the hard work of both dog and handler, the Terri Clary Memorial Scholarship is awarded to the canine/handler pair that has made the most progress overcoming significant training challenges. This Scholarship allows dog and handler to come back to the next session of beginner obedience classes, free of charge, to allow them both to meet their goals.

## The Greg Quintana Memorial Fund



Greg started with his first dog McKenzie in puppy class in 2005. McKenzie and Greg went on to compete in obedience and rally. He and Jax once again started in puppy classes in 2009 and competed in obedience, rally and



conformation. Greg also shared his six dogs in therapy work. Dog training opened many doors for him to pursue many adventures. He would be proud to see the juniors carry on his love of dog training and showing.



The Greg Quintana Memorial Fund will offer scholarships to Juniors for training classes and entry fees for any venue in conformation or performance event. Juniors can apply up to three times a year. A request for an application can be sent to [grquintana@sbcglobal.net](mailto:grquintana@sbcglobal.net).



# Dog Training Club of Dallas County, Inc.

Est. 1974

a not-for-profit corporation



## Congrats & best of luck to our qualifying members:

### Rally

**Jan Bruner & Beau**  
**Pam Chrystal & Clover**  
**Pam Chrystal & Maverick**  
**Cathy Garrett & Sage**  
**Marilyn Hopkins & Sarge**  
**Julie Whitehead & Finley**

### Obedience


**Sheryl Archer & Flyer**  
**Kay Scott & Ben**

Quality Dog Training Since 1974

[DallasDogTraining.org](http://DallasDogTraining.org)

(972) 780-7698

604 Crestside Dr., Duncanville, TX



Scan QR Code with Mobile Device

This is the ad the club submitted into the premium listing for AKC nationals for rally and obedience.

Congratulations to:

- Jan Bruner & Beau
- Pam Chrystal & Clover
- Pam Chrystal & Maverick
- Cathy Garrett & Sage
- Marilyn Hopkins & Sarge
- Julie Whitehead & Finley
- Sheryl Archer & Flyer
- Kay Scott & Ben

Also,

- Sandi Myers & Sammy
- (who qualified but are not attending.)





**Jan Hitchborn brags:**

Great exterior trial today in Waxahachie. Thank you to all and to judges Caroline Kobe Oldham and Victor Borrás. The searches were challenging and fun. Skye Blu earned her advance exterior element title in one day. Second trial she placed at fourth. Logan picked up a leg in elite for his championship with a first place. We are getting back in the groove on unknown number of hides. Logan also got to be Dog in White for a superior trial and two master trials.

**Georgann Hughes brags:**



Jazz finally got that second leg in Superior Vehicles on Sunday, Oct. 25 which earned him his Superior Vehicle Title and his overall Superior Nosework Title! On Saturday, he got his first Master Exterior leg! Pictured with Judge Ellen Heavner.

Many thanks to Lonestar K9 Performance Club for a well-run weekend of trials, especially to Jackie Stephenson, Gretchen Hannefield and Gigi Goesling for your hard work! Super thanks to judges Ellen Heavner and Judith Powell! Great job!

We traveled to Tulsa for the Competition Dogs of the Ozarks UKC Nosework trials Nov. 20-22. Jazz finished his Master Exterior title with a 2<sup>nd</sup> place and earned his first Master Vehicle leg with a 1<sup>st</sup> place. Swish finished her Elite Vehicle title with a 1<sup>st</sup> and 2<sup>nd</sup> places - one was an extra leg - and earned her first Elite Exterior leg with a 1<sup>st</sup> place. Thanks

to CDOC for a wonderful weekend of trials, judges Dovie Ryan and Richard Beezley, and the Companion Dog Club of Tulsa for hosting.



**Jose Rodriguez and Steve Weir brag:**



Our little Christmas Nutcracker, Ruffino, earned his DCAT with a 27.13 MPH run and is nationally ranked 2<sup>nd</sup> fastest in breed two years in a row. No Peruvian Inca Orchids in region Sighthound Lure Coursing, so he's been running with Basenjis and Cirneco

dell'Etna to recently earn his Senior Courser title. We also entered the AKC Virtual Top Dog Challenge, a for fun and charity conformation competition. He took 2<sup>nd</sup> place in group. Busy little dog!

**Linda Shearin brags:**

Tobin and I have been doing rally at Jose's on Saturday mornings with some other club members. We sent in our first RNV run and we got a qualifying run with a 98! This is the first time we've done rally and it's such fun. Now on to legs 2 and 3!

**Sandi Myers & Ken Hagmueller brag:**

Sammy thanks for club for holding the annual costume contest. He says "he will happy to nibble any necks the next time he sees you!" Thank you to Jose Rodriguez for working to get it set up and judged. And thank you to Shari Price for offering the prizes.

At the Humble, TX shows in October, Sammy was Best of Breed/Variety Owner-Handled on Saturday. Rami was Winners Dog all 3 shows, and Best of Winners 2 days for two-3point majors, giving him 7 points to start off his show career.

At the Chickasha, OK shows in November, Sammy was Select Dog at 2 shows, Best of Variety at 3 shows (including the Sooner Dachshund Club Specialty show), Best of Breed/Variety Owner Handled at 3 shows. Rami won his class at all 5 shows, he was also Winners Dog and Best of Winners at the Dachshund Specialty for his 3rd major (4 more points), and Reserve Winners Dog at 2 shows.

Sammy ended the year as the #6 Owner-Handled Longhaired Dachshund & #3 Male. In CC All-Breed standings, Sammy is #12 in the country and #19 in Breed (end of Sept.), not bad considering this was only 3 weekends of showing prior to October.

Sammy also qualified for the Rally Nationals for 2019 and will be invited again next year since we are unable to attend this year (Sandi & Ken are judging/trial secretary/chairperson at 2 weekends of field trials). Sammy is GCH DC DoRae Spread Your Wings v Corbelle RN THDX CGCA TKP.



# Paw Print Photo Album

**Bear and Riley wish everyone a safe and happy holiday!  
~ Shannon Quinn**



**(Below, left) This photo is one taken by rescuePoms that I used as my Christmas card.**

**(Below, right) Merry Christmas from Tris. Photo was taken at Lowes.  
~ Miriam Inglehart**







**Duncan and Kate Holman discuss Santa's Christmas Eve flight plan with Rudolph.**  
~ Lynda Holman



**Here are pictures of Christmas Elf Tobin (left) and his sister, honorary reindeer Petra. Thank goodness they put up with me and the silly things I ask of them!**  
~ Linda Shearin





This was taken on Christmas morning 2019.

~ Kathleen Stock

Missy wishes you a Merry Christmas!

~ Kay Mashburn



Murphy's Christmas wish.

~ Judy Henry



**Ruffino & Eichler are getting into the holiday spirit.**

**~ Jose Rodriguez & Steve Weir**



**My first three dogs as an adult and the ones who got me into dog sports. I owe them so much and miss them. A few of you knew all three way back when! From left to right: Merlin, standard poodle, CDX CGC FDCh, July 1991-May 2005; Sally, toy poodle, my first dog, UD CGC FD, July 1987-March 2003; Cody, my first border collie, UDX ASCA-CDX NA NAJ ASCA & NAD-AC NA NAJ HCT HIC CGC ONYX OTCh pointed. He's the reason I got into border collie rescue. Dec. 1993-Nov. 2007**

**~ Georgann Hughes**



This photo is from last year. Goldie loves Santa (aka Daddy). Rosser has voluntarily portrayed Santa every year for 25+ years for animals and children alike at several different locations. This one was taken in Floresville at our friends veterinary practice. Unfortunately, the pandemic squashed appearances this year, so I don't have current pics of Goldie and Sister with Santa.

~ Donna Eidelbach



(Left) My favorite Xmas picture from 1994 with my family of pugs.

(Left to right) Chula, Lucky Boy, Oso, and Pagita.

The picture was taken one year after joining the DTC-DC.



(Right) Merry Christmas from Raiden to the DTCDC.

~ Benita Zapata



**Happy Holidays!**  
**~ Jan Hitchborn**

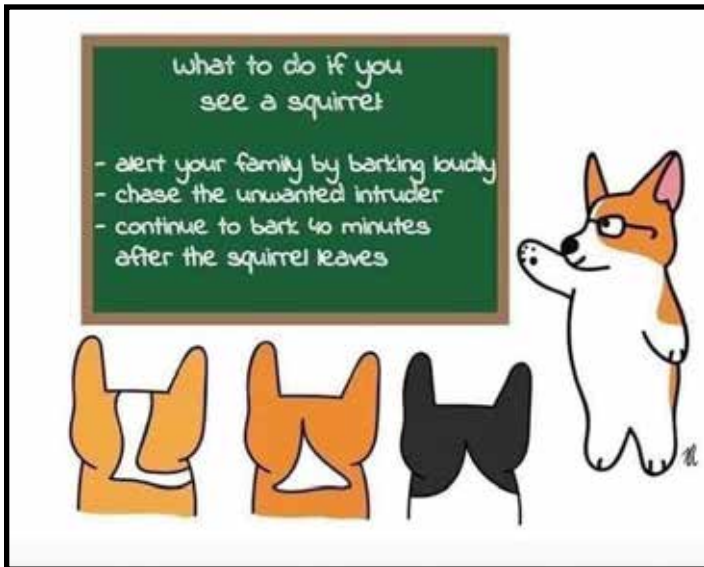
# Dog Humor



## YOUR DOG'S SUPERHERO NAME

First Letter of Your Dogs Name	Last Letter of Your Dogs Name
A. Super	A. Prancing Paws
B. Officer	B. Sourpuss
C. Ultra	C. Wigglebutt
D. Detective	D. Drooler
E. Commander	E. Snuggles
F. Prince / Princess	F. Fuzzy Muffin
G. Furro-cious	G. Party Animal
H. The Amazing	H. Whiskers
I. All Powerful	I. Paper Shredder
J. Majestic	J. Toy Shredder
K. The Dangerous	K. Belly Rubs
L. The Incredible	L. Chaser
M. Majestic	M. Hairball
N. Major	N. Toy Destroyer
O. Number One	O. Sniffer
P. Doctor	P. Cuddlebug
Q. All Powerful	Q. Wet Nose
R. Agent	R. Fluffinator
S. Flying	S. Kissy Face
T. Captain	T. Zoomies
U. Mega	U. Wags
V. Fantastic	V. Sassy Pants
W. Professor	W. Tail Chaser
X. Invisible	X. Pooper Scooper
Y. Secret Agent	Y. Wooler
Z. The Great	Z. Licks-a-lot

puppytales.com







Happy Holidays





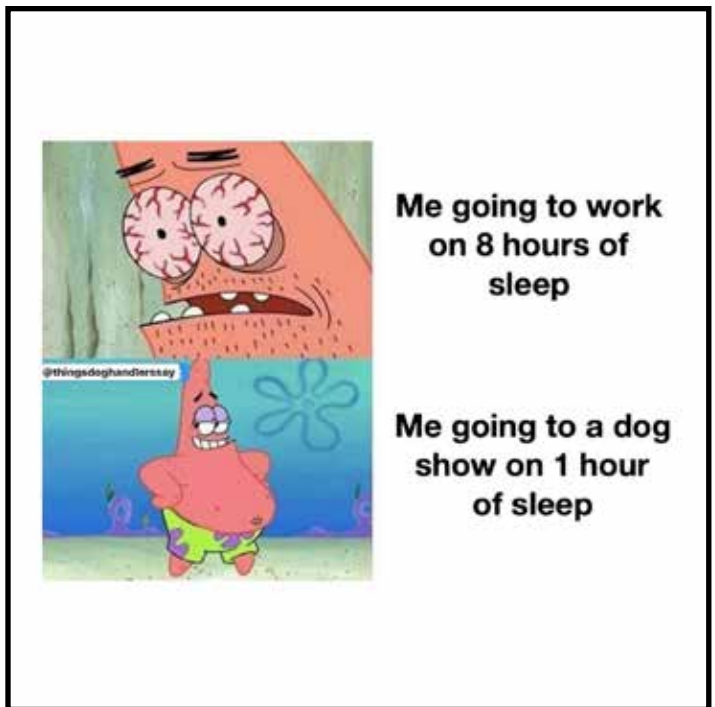







The comic above was drawn by Bill Heishman's brother in the 1990s. We laughed because the dog in the comic reminds us of Sparky.







Have a Merry, Merry  
Holiday Season!

# *Christmas Wonderland for Dogs*

(sung to the tune of *Winter Wonderland*)

Provided to you by Sally Browning

**Dog tags ring are you listenin’?  
In the lane snow is glistenin’,  
It’s yellow, NOT white, I’ve been there tonight  
Marking up my winter wonderland.**

**Smell that tree? That’s my fragrance.  
It’s a sign for wandering vagrants.  
Avoid where I pee, that’s MY property  
Marked up as my winter wonderland.**

**In the meadow Dad will build a snowman,  
Following the classical design.  
Then I’ll lift my leg and let it go, man,  
So all the world will know that it’s mine-mine-mine!**

**Straight from me to the fence post  
Flows my natural incense boast;  
Stay off of my turf, this small piece of earth,  
I marked it as my winter wonderland.**



# ANNUAL MEMBERSHIP DUES

Dues for all classes of membership shall be payable in full on or before January 1 of a calendar year. A membership will be considered lapsed and automatically terminated if such member's dues remain unpaid after January 31st of each club year.

By selecting Active Individual or Active Family Membership, I agree to meet the requirements of Active Membership as outlined in Article II, Section 1 of the DTCCDC Constitution and Bylaws as shown below:

For persons sixteen (16) years or older who wish to work to accomplish the objectives of DTCCDC and contribute their time to the tasks necessary to further these goals. Only Active Members may vote at Club meetings. To remain an Active Member in good standing, a member should qualify yearly in one or more of the following ways:

- A. Serve as chair or working member of a DTCCDC committee
- B. Perform tasks on behalf of DTCCDC not formally assigned to a committee
- C. Serve as an instructor or an assistant in DTCCDC training classes
- D. If elected, carry out the duties of a position on the Board

### Payment Options:

1) **Mail** completed form and check payable to DTCCDC to:

Dog Training Club of Dallas County  
P.O. Box 380104  
Duncanville, TX 75138-0104

Mail is not accepted at the Club's physical address.

2) Leave completed form and check in **Drop box** at Club - located in right side of white cabinet closest to front door.

3) **Online** with PayPal or credit/debit card at [www.DallasDogTraining.org](http://www.DallasDogTraining.org)

Log In at **DTCCDC MEMBERS** and select **Membership Renewal**

**Automatic annual renewal option is available.** Dues can be deducted annually on the date you determine.



## COMPLETE THE FOLLOWING:

Printed Name(s):

Check One:  \$40 Active Individual  \$50 Active Family  \$20 Junior  \$20 Associate  Lifetime

- Check this box if this is a change in membership level to **Associate** - Notify the Secretary.
- Check this box if this is a change from Associate to a **Family** or **Individual** membership - Notify the Board.
- Check this box to opt out of Sunshine related expenses including plants and cards.

Please list any talents you possess that may benefit the club (for example: carpentry, computers, accounting/bookkeeping, photography/videography, organizing activities, etc):

Are you interested in serving on a committee?

What are the birthdays/ages of family members under 16?

**Complete the following questions ONLY for changes to the Roster or mark for  No Changes**

Address:

Email:

Phone Numbers (Home, Work, Cell - please indicate which type(s) & for which family member):

Dog's Information - Call Name/Breed/Highest Earned Titles - Do you want any dogs to be removed from the roster?

**Dues questions - [treasurer@dallasdogtraining.org](mailto:treasurer@dallasdogtraining.org)**

**Website assistance - Glen O'Gorman [webmaster@dallasdogtraining.org](mailto:webmaster@dallasdogtraining.org)**

**Roster questions - Margaret Culbertson at [dogtrainingroster@gmail.com](mailto:dogtrainingroster@gmail.com) or by mail: Margaret Culbertson, 227 Magic Lane, Sunnyvale, TX 75182**