



**Dog Training Club
of Dallas County, INC.**

Serving the Community

PAW PRINT

Dog Training Club of Dallas County Members Newsletter - www.dallasdogtraining.org



GCHB CH Korppret's Freedom Sparks

(Read the story about this photo and more on [page 28.](#))



*Down and Back,
One Last Time, Sweet Boy*
BELTON, TX - OCTOBER 17, 2015

NOVEMBER BIRTHDAYS

Carleton Coffin	11/1
Danika Taylor	11/1
Reagan Chojnacki	11/2
Beth Hurley	11/2
Judy Werner	11/2
Sylvia Nuzzolilo	11/5
Cindy Sullivan	11/6
Bobbie Haynes	11/14
Ana Laureano	11/18
Miguel Reyes	11/18
Mark Malone	11/19
Connie O'Gorman	11/22
Shelly Carr	11/24
Oscar Esparza	11/24
David Ralph	11/29
Todd Leffingwell	11/30



NOVEMBER GENERAL MEETING NOVEMBER 14 @ 7 P.M.

CLICK [Here](#) TO
REGISTER IF YOU WILL BE AT-
TENDING USING ZOOM.

THEME: TRICK DOG TITLES &
DOG TREAT RECIPES

A Very Happy Birthday To All!

Members are asked to bring a wrapped gift to the club meeting for the month of their Birthday. All members are encouraged to buy a ticket for \$1 or 3 for \$2. The gifts go to the winners of the Sunshine Drawings.



Sunshine funds raised by the drawing are used to purchase cards, flowers, or other expressions of care and concern for club

members who need support and comfort.

Our Sunshine fund has been slightly funded by this drawing over the last few years. However, our members have still needed to know of our love during their trying times. If you want to donate please go to our website, <http://www.dallas-dogtraining.org/>, to the *Members Only* section, and select *Sunshine Donation*. You can donate with PayPal or a credit card.

Your donation is NOT tax deductible since we are not-for-profit organization.

Sunshine Fund Report

	September	YTD
Proceeds	34.00	348.00
Expenditures	0.00	210.40
Net	\$34.00	\$137.60

In this issue:

A Word from Our President	3
DTCDC Committee Chair List	4
A Note from Your Training Director	5
Session 6 Training Schedule	6
Session 6 Instructor Contact Information	7
Board Meeting Minutes	8
General Meeting Minutes	10
Nominating Committee Report and Photos	13
Information We Need to Know	15
Thank You from Family of Charlotte Strom	18
Dues Are Due	19
Ovilla Heritage Day Outreach Report	20
LoneStar K9 Performance Outreach	23
Highest Average and Most Improved Awards	24
2023 Halloween Costume Contest Results	25
Winter Social Update	27
CoverDog Sparky	28
Homemade Dog Treat Recipes	29
AKC Trick Dog Titles	37
Michele Hosey, Trick Dog Guru	43
Two DTCDC Dogs Elite Performers	44
Dogs with Trick Dog Titles	45
November Trick - TUG	46
Trick Dog Titles Session 5	48
Trick Dog Titles October 4	49
CGC Titles October 4	50
CGCA Titles October 4	51
October 4 Testing Photos	52
Upcoming CGC, CGCA, CGCU and Trick Dog Testing in November	53
Library Recommendations	54
DTCDC Bulletin Board	55
Brags & Wags	57
Awards Information	61

A Word from Our President



I am honored that you allowed me to be your president for these past two years. I hope that things were handled and accomplished during my tenure to your satisfaction. I know I use to hear members say they didn't feel like they had a say and that the board made all the decisions. I hope if you felt that way, you are feeling different now. This is YOUR club, you have a voice, are heard. The board is always focused on "what is best for

the club as a whole" not an individual but want to hear from everyone.

I want to first thank the 2022 and 2023 board. I have had the best boards. We have had some in-depth discussions. The board has been very thorough in the decisions made. I also must thank all the committee chairs. I leaned on you heavily to perform your duties and report issues. I could not have done these years without all of you. I want to thank all those that have been there as a sounding board, a behind the scenes helper, etc. I don't like listing people's names as I will inadvertently leave someone out. All that have helped me along the way I want to

give a huge shout out of thank you!!

I know the club will be in good hands with our new president and board. I wish them well as they guide the club next year.

For me, I'm headed out to the ranch to work my Longhorns – you are all invited!



Your President,

Margaret Culbertson



Mail address:

P.O. Box 380104
Duncanville, TX 75138-0104

Physical address:

604 Crestside Dr,
Duncanville, TX 75137

2023 Officers & Directors

President - Margaret Culbertson
Vice President - Ruth Miles
Training Director - Lisa Wharton
Secretary - Lisa Gonzales
Treasurer - Pamela Joyce
Member at Large - Marye Boyce
Member at Large - Jan Bruner
Member at Large - Michele Hosey
Member at Large - Robin Vogel

Corporate Directors:

Lynda Holman
Mark Malone
Maurine Pearson

The objectives of the Club shall be:

A. To develop and present training programs which will produce dogs which are both obedient and happy, a source of pleasure and pride to their families and good citizens in their communities.

B. To promote responsible dog ownership through obedience training and other dog-related activities.

C. To prepare and educate trainers and dogs for successful participation in competitions, trials, tests and competitive dog sports.

Article I, Section 2 of the Dog Training Club of Dallas County, Inc. Constitution and Bylaws As Amended as of November 10, 2020

2023 DT CDC Committees and Chairperson

We have two committees that need committee chairs:

Historian - this chair keeps up with newspaper clippings, events and other things pertaining to the club. If you like to scrapbook, this is the committee for you! Let Margaret Culbertson know if you are interested.

Promotional/Community Events/Advertising - Need a co-chair to help Nicole Litterio with finding, organizing, getting volunteers, set-up, take down of local events such as Meet the Breed, Doggie Days in Mesquite, Parades, Strut your Mutt, etc. This committee has 4-5 volunteers that can help but are not able to co-chair. Fun committee to be on!

Committee	2023 Chair	Emails
AED	Craig Shuman	mtnpeak.cs@gmail.com
Building	Vernon Miles	rv_miles@yahoo.com
Building Rental	Sheryl Archer	sheryl.archer@sbcglobal.net
ByLaws	Lynda Holman	lyholman@flash.net
ByLaws	Donna Heishman	donna@heishman.net
CGC	Terri Schurr	terrischurr@me.com
Commissary	Wendy McQuiston	wendym2@aircanopy.net
Database/Roster	Margaret Culbertson	texasdaisy42002@yahoo.com
Historian	OPEN	
Legislative Liaison	Stephanie Schoolcraft	stephschool@yahoo.com
Library	Lisa Gonzales	lgonzales66@gmail.com
Membership & Volunteerism	Ruth Miles	rv_miles@yahoo.com
PawPrint	Lana Shuman	pawprint@dallasdogtraining.org
Printing	Lynda Holman	lyholman@flash.net
Printing	Donna Heishman	donna@heishman.net
Promotional/ Community Events/Advertising	OPEN	
Promotional/ Community Events/Advertising	Nicole Litterio	nlitter2@gmail.com
Purchasing	Lynda Holman	lyholman@flash.net
Purchasing	Donna Heishman	donna@heishman.net
Registration/Registrar	Nicole Desproges	nicole@desproges.us
Safety and Awareness	Sheryll Barker	bebd@yahoo.com
Show 'n Go - Obedience	Pamela Chrystal	valimar1@msn.com
Show 'n Go - Obedience	Kinnie Hardaway	mykin50@gmail.com
Social	Lisa Gonzales	lgonzales66@gmail.com
Social	Samantha Colvard	scolvard27@gmail.com
Social Media	Sandi Myers	myedachs@juno.com
Sunshine	E'Lynne Elliott	elynnnew@gmail.com
Technology	Donna Heishman	donna@heishman.net
Telephone	Shari Price	skptir@sbcglobal.net
Therapy	Mark Malone	j_mark_malone@yahoo.com
Training	Lisa Wharton	msdogmom@sbcglobal.net
Treasury Review	Lisa Wharton	msdogmom@sbcglobal.net
Wall	Jan Hitchborn	2jsdoghaven@att.net
Wall	Benita Zapata	bzapata21@yahoo.com
Website	Glen O'Gorman	glen@apolloomts.com

A Note from Your Training Director



I have been thinking about goals lately. No two people have the same goal or see the path to achieving a goal in the same linear manner. In education, there is a set criterion of subject matter that is set to be learned by the end of class. How well a student learns that material is dependent on their understanding and effort in learning. Not every student will learn in the same time frame or speed. However, the students should be given the same information and opportunity and access to information. The student can then decide how much effort they are willing to expend to achieve their goal. An instructor can not make a student put in the effort to achieve a higher goal. This is the difficult part for me. I want everyone to achieve all they are capable of achieving. I want

everyone to have that dog that is trained to perfection. I don't want anyone to stop because that next step looks scary or too high. Don't give up. Rather like the recruiting slogan for the U.S. Army branch of the military armed services from years past...BE ALL YOU CAN BE!

Happy Training!

Sisa Wharton, Training Director



If anyone has any ideas for topics they would like to see presented at the Members Training Program? Please feel free to submit them to the training committee at: training@dallasdogtraining.org



Session 6 Training Schedule

Below are the classes for Session 6 which starts on October 9 and runs through November 19. We are currently looking for volunteers for the 2024 Session 1. If you are available, please contact the Training Committee.

Best Regards,

Lisa Wharton, Melissa Chojnacki, David Elliott, Pam White
2023 DTCDC Training Committee

Have a question? Contact the training committee at: training@dallasdogtraining.org

	Class	Time	Start Date	End Date	Instructor	Assistant
M o n d a y	Puppy	3 - 4 p.m.	10/9/2023	11/13/2023	Terri Schurr	Pat Ingram
	Beginner	6 - 7 p.m.	10/9/2023	11/13/2023	Sherry Worley	Doreen Reeves, Shelley Carr, Benita Zapata, John Reeves
	Puppy	7:15 - 8:15 p.m.	10/9/2023	11/13/2023	Jeff Young	Alexis Jankowski, John Warren
	Intermediate	8:30 - 9:30 p.m.	10/9/2023	11/13/2023	Dung Pham	Lisa Gonzales
T u e s d a y	Master Nosework*	1 - 4 p.m.	10/10/2023	11/14/2023	Jan Hitchborn/Benita Zapata	
	DTCDC Board Mtg	7p.m.	10/3/2023	10/3/2023	Margaret Culbertson	
	DTCDC General Mtg	7 p.m.	10/10/2023	10/10/2023	Margaret Culbertson	
	DTCDC Training	7:30 - 8:30 p.m.	10/31/2023	10/31/2023	Training Committee	
	Conformation Class**	6 - 7 p.m.	10/17/2023	10/31/2023	Hope McQueen/Jan Bruner	
W e d n e s d a y	Open/Utility*	10 a.m. - 12 p.m.	10/11/2023	11/15/2023	Mona O'Gorman	
	Intermediate	12:15 - 1:15 p.m.	10/11/2023	11/15/2023	Pam White	Cindy Sullivan
	beginner	1:30 - 2:30 p.m.	10/11/2023	11/15/2023	Robbie Zeske	Michelle Hosey, Pam White
	Trick Dog Nov & Inter	2:45 - 3:45 p.m.	10/11/2023	11/15/2023	Carie Turner	
	Beginner	6 - 7 p.m.	10/11/2023	11/15/2023	Michelle Moorman	Michelle Coffin, Sand Iglesias, Lisa Gonzales
	Puppy	7:15 - 8:15 p.m.	10/11/2023	11/15/2023	Marye Boyce	Steven Boyce, Michelle Moorman, Lisa Gonzales, Mary Ann Magness
	Novice polish	8:30 - 9:30 p.m.	10/11/2023	11/15/2023	Mary Ann Magness	
T h u r s d a y	B Nose & B Obedience*	2 - 3 p.m.	10/12/2023	11/16/2023	Jan Hitchborn/Benita Zapata	
	Rally Master*	3:15 - 4:30 p.m.	10/12/2023	11/16/2023	Shari Price	
	Rally Novice	6 - 7 p.m.	10/12/2023	11/16/2023	Karen Henry	
	Rally Adv & Ex	7:15 - 8:15 p.m.	10/12/2023	11/16/2023	Lisa Wharton	Brandon Taggart
	Beginner Open/Utility*	8:30 - 9:30 p.m.	10/12/2023	11/16/2023	Lisa Wharton	
F r i d a y	Open/Utility*	10 a.m. - 12 p.m.	10/13/2023	11/17/2023	Mona O'Gorman	
	Advance Nose Work	6:15 - 7:15 p.m.	10/13/2023	11/17/2023	Jan Hitchborn/Benita Zapata, Georgeann Hughes, Rosemary Minzghor	
	Beg Nosework	7:30 - 8:30 p.m.	10/13/2023	11/17/2023	Jan Hitchborn/Benita Zapata, Georgeann Hughes, Rosemary Minzghor	
S u n	Adv Open *	11 a.m. - 12 p.m.	10/15/2023	11/19/2023	Sheryl Archer/Joan Jung	
	Adv Utility*	1 - 2 p.m.	10/15/2023	11/19/2023	Sheryl Archer/Joan Jung	
* prerequisite		** no class during club events				

Training Sessions and Start Date 2023

Session 1	-	start date	-	January 2	Session 4	-	start date	-	June 19
Session 2	-	start date	-	February 27	Session 5	-	start date	-	August 14
Session 3	-	start date	-	April 24	Session 6	-	start date	-	October 9

Session 6 Instructor Contact Information

The contact information for session 6 instructors is below in the event you will not be able to attend a class you registered for. You can also let me know and I will forward to the instructors.

Class	Day	Time	End Date	Instructor	Phone	Email
Puppy	Monday	3 - 4 p.m.	11/13/2023	Terri Schurr	214-641-8308	terrishchurr@me.com
Beginner	Monday	6 - 7 p.m.	11/13/2023	Sherry Worley	972--734-2316	sherry-worley@att.net
Puppy	Monday	7:15 - 8:15 p.m.	11/13/2023	Jeff Young	312-315-4409	jyoungertx@gmail.com
Intermediate	Monday	8:30 - 9:30 p.m.	11/13/2023	Dung Pham.	682-564-5236	dungphamv@gmail.com
Master Nose-work*	Tuesday	1 - 4 p.m.	11/14/2023	Jan Hitchborn, Benita Zapata	972-515-7360	2jsdoghaven@att.net
Conformation Class**	Tuesday	6 - 7 p.m.	10-24-23	Hope McQueen	214-682-6170	hopecorso@yahoo.com
Conformation Class**	Tuesday	6 - 7 p.m.	10/31/2023	Jan Bruner	975-567-0375	janb0323@gmail.com
Open/Utility*	Wednesday	10 a.m. - 12 p.m.	11/15/2023	Mona O'Gorman	817--915-3358	showdogs99@sbcglobal.net
Intermediate	Wednesday	12:15 - 1:15 p.m.	11/15/2023	Pam White	214-789-3162	bogenstadt@aol.com
Beginner	Wednesday	1:30 - 2:30 p.m.	11/15/2023	Robbie Zeske	469-790-4008	robbiezeske@gmail.com
Trick Dog Nov & Intermediate	Wednesday	2:45 - 3:45 p.m.	11/15/2023	Carie Turner	972-639-0185	carielt@sbcglobal.net
Beginner	Wednesday	6 - 7 p.m.	11/15/2023	Michelle Moorman	214-417-6328	m.moorman1111@gmail.com
Puppy	Wednesday	7:15 - 8:15 p.m.	11/15/2023	Marye Boyce	732-354-9323	maryeboyce200@gmail.com
Novice polish B Nose & B Obedience*	Wednesday	8:30 - 9:30 p.m.	11/15/2023	Mary Ann Magness	405-535-9006	mm_farms@hotmail.com
	Thursday	2 - 3 p.m.	11/16/2023	Jan Hitchborn, Benita Zapata	972-515-7360	2jsdoghaven@att.net
Rally Master*	Thursday	3:15 - 4:30 p.m.	11/16/2023	Shari Price	214-929-3919	Skptir@sbcglobal.net
Rally Novice	Thursday	6 - 7 p.m.	11/16/2023	Karen Henry	817-360-9385	klhenry@ix.netcom.com
Rally Adv & Ex Beginner	Thursday	7:15 - 8:15 p.m.	11/16/2023	Lisa Wharton	817-371-3414	msdogmom@sbcglobal.net
Open/Utility*	Thursday	8:30 - 9:30 p.m.	11/16/2023	Lisa Wharton	817-371-3414	msdogmom@sbcglobal.net
Open/Utility*	Friday	10 a.m. - 12 p.m.	11/17/2023	Mona O'Gorman	817--915-3358	showdogs99@sbcglobal.net
Advance Nose Work	Friday	6:15 - 7:15 p.m.	11/17/2023	Jan Hitchborn, Benita Zapata, Georgeann Hughes	972-515-7360	2jsdoghaven@att.net
Beginning Nosework	Friday	7:30 - 8:30 p.m.	11/17/2023	Jan Hitchborn, Benita Zapata, Georgeann Hughes	972-515-7360	2jsdoghaven@att.net
Adv Open *	Sunday	11 a.m. - 12 p.m.	11/19/2023	Sheryl Archer/Joan Jung	817-992-1278	sheryl.archer@sbcglobal.net
Adv Utility*	Sunday	1 - 2 p.m.	11/19/2023	Sheryl Archer/Joan Jung	817-992-1278	sheryl.archer@sbcglobal.net

If classes are cancelled, I will send out an email to membership. Instructors, please send emails to your class with your contact information - the paying students don't receive the member emails.

Thanks so much for your understanding and cooperation. We only have a two-week period to make-up classes so I would prefer to not cancel until absolutely necessary. We are in fall in Texas (thank God for cooler weather) and we never know what the weather will throw at us.

Lisa Wharton

Dog Training Club of Dallas County

Board Meeting – October 3, 2023

Minutes

Meeting called by	Margaret Culbertson
Type of meeting	Board Meeting
Facilitator	Margaret Culbertson
Note taker	Lisa Gonzales
Attendees	At Club: Lisa Wharton, Pamela Joyce, Jan Bruner, Margaret Culbertson, Marye Boyce, Robin Vogel, Ruth Miles, Lisa Gonzales By Zoom: Mark Malone, Lynda Holman
	MEETING CALLED TO ORDER – Margaret Culbertson
Discussion	<ul style="list-style-type: none"> Margaret Culbertson called the meeting to order at 7:02 PM

SECRETARY'S REPORT – Margaret Culbertson

Discussion	<ul style="list-style-type: none"> Approve the September board minutes
Conclusion	<ul style="list-style-type: none"> Minutes approved by general consensus

TREASURERS REPORT – Pam Joyce

Discussion	<ul style="list-style-type: none"> Financial information 														
Conclusion	<table> <tr> <td>Total Income:</td><td>735.00</td></tr> <tr> <td>Total Expense</td><td>1810.32</td></tr> <tr> <td>Total:</td><td>-924.68</td></tr> <tr> <td>Sunshine:</td><td></td></tr> <tr> <td>Donations</td><td>10.00</td></tr> <tr> <td>Expenses</td><td>0</td></tr> <tr> <td>Total</td><td>10.00</td></tr> </table>	Total Income:	735.00	Total Expense	1810.32	Total:	-924.68	Sunshine:		Donations	10.00	Expenses	0	Total	10.00
Total Income:	735.00														
Total Expense	1810.32														
Total:	-924.68														
Sunshine:															
Donations	10.00														
Expenses	0														
Total	10.00														

TRAINING COMMITTEE - Lisa Wharton

Discussion	<ul style="list-style-type: none"> Session 6 Flu shot for dogs AKC Agility statement Train the trainer Nosework SNG
Conclusion	2 full classes, the rest still have room left. Flu shots will be discussed by the training committee.

SHOW N GO – Margaret Culbertson

Discussion	<ul style="list-style-type: none">• Show N Go – October 21• Need approval for January 27th – rest proposed by Pam will be approved by new board• no Nov, 12/30
Conclusion	<ul style="list-style-type: none">• Jan 27th Show n Go approved

SOCIAL COMMITTEE - Lisa Gonzalas

Discussion	<ul style="list-style-type: none">• Winter social December 2, 4pm• Will send evite to membership around November 1 with deadline to RSVP Nov 20, 2023
------------	--

MEMBERSHIP - Ruth Miles

Discussion	<ul style="list-style-type: none">• No new applicant
Conclusion	- no new members

MAINTENANCE - Ruth Miles

Discussion	<ul style="list-style-type: none">• Cement pad by back door
	<ul style="list-style-type: none">• To be done soon• AC is out

SUGGESTION BOX – Margaret Culbertson

Discussion	<ul style="list-style-type: none">• No suggestions
------------	--

MEMBER-AT-LARGE – Jan, Robin, Marye, Michele

Discussion	<ul style="list-style-type: none">• Anything to share from members?
Conclusion	Nothing new

OLD BUSINESS – Margaret Culbertson

Discussion	<ul style="list-style-type: none">• Board appreciation /write up something about the award recipients.• Tape shipping info needed• Craig working on AED committee and would like more people in the group.
------------	--

NEW BUSINESS – Margaret Culbertson

Discussion	<p>Next board meeting will be a joint meeting with the 2024 board. Those that are not on the 2024 board or not the same position, please bring your notebooks to hand off to your successor.</p> <p>Margaret is out of the country October 15 – October 30. Ruth Miles will be acting President in her absence.</p>
------------	---

By general consensus, meeting adjourned at 7:35 PM
Respectfully submitted for approval, Lisa Gonzales

Dog Training Club of Dallas County

General Meeting – October 10, 2023

Agenda

Meeting called by	President Margaret Culbertson
Type of meeting	General Membership Meeting
Facilitator	Margaret Culbertson
Note taker	Lisa Gonzales
Attendees	See Attendance Roster –
	CALLED TO ORDER BY Margaret Culbertson 7:02 pm Thanks to everyone for being online and at club Please keep reports and discussions short – this is a big meeting Please remember to respect fellow members during the brags after adjournment and not talk over them. Thank you for tonight's snacks Melissa Chojnack and Ruth Miles

SECRETARY'S REPORT – Margaret Culbertson

Discussion	<ul style="list-style-type: none"> Margaret asked if there were any additional corrections or additions to the September General Membership meeting minutes
Conclusion	<ul style="list-style-type: none"> General consensus approved

TREASURER'S REPORT – Pam Joyce

Discussion	<ul style="list-style-type: none"> Financial report information for September Total Income 735.00 Total Expense 1810.32 Total: -924.68 Sunshine donations 10.00 Sunshine exp. 0 Total 10.00 AC fan had to be replaced, at a cost of 960.00
------------	--

SUNSHINE – Shelly Carr

Discussion	<ul style="list-style-type: none"> The sunshine raffle box is available at the meeting. The Sunshine club needs donations. We love for you to participate but participation is not required. October birthdays announced. The raffle tonight raised 33.00 for the fund and winners were Zara, Ozzy, Vernon, Riley, and Marye. Congratulations!
------------	---

NOMINATING COMMITTEE VOTING – Donna Heishman

Discussion	<ul style="list-style-type: none"> Nominating Committee: Donna Heishman, Margaret Culbertson, Melissa Chojnack, Lynda Holman, Ruth Miles and Director Mark Malone 2024 Slated Board: President – Ruth Miles (1st term) Vice President – Melissa Chojnack (1st term) Secretary – Lisa Gonzolas (2nd term) Treasurer – Barbara Elliott (1st term) Training Director – Lisa Wharton (2nd term) Member-At-Large: Jan Bruner (2nd term) Marye Boyce (2nd term) Shelly Carr (1st term) Michele Hosey (2nd term)
Conclusion	Awaiting final vote in November

PAW PRINT – Lana Shuman

Discussion	<ul style="list-style-type: none"> Deadline for the November Paw Print is Wed. October 18, 2023, Earlier is even better to give time for checking and editing. November Paw Print theme is Trick dog titles, please send pictures of your dog with information about their trick titles and accomplishments. New suggestions for Paw Print Topics are encouraged. Dog treat recipes to share. Please send your favorites. Don't forget to send in brags, pictures (note if for front cover) to Lana at pawprint@dallasdogtraining.org
------------	---

PURCHASING - Lynda Holman and Donna Heishman

Discussion	<ul style="list-style-type: none"> Long sleeve shirts are available at the next meeting.
	<ul style="list-style-type: none"> Price will be made available before the next meeting

TRAINING – Lisa Wharton/ Melissa Chojnaki

Discussion	<ul style="list-style-type: none"> Session 6 Train the trainer for October
	<ul style="list-style-type: none"> Classes have started, remember green club shirts and name tags are required for instructors and assistants. Let Lynda Holman know if you need a name tag. Always communicate if you are going to miss a class so replacements can be found. Please stay home if you or your dog are sick. Canine Flu shots recommended as Canine Flu is going around.

AWARDS - Lynda Holman

Discussion	<ul style="list-style-type: none"> Most Active New Member Sportsmanship Award
	<ul style="list-style-type: none"> Members voted for the most active new member and took nominations for the Sportsmanship award. Vote was taken and the results will be shared at the December social.

EVENTS – Margaret Culbertson for Nicole Littero

Discussion	<ul style="list-style-type: none"> Event in Ovilla September 23 was a very good event, we talked to a lot of people and think we raised a lot of interest. Possible event in Alvarado. November 11th. 10a - 3pm Lonestar Canine Performance Club.
------------	---

TECHNOLOGY – Donna Heishman

Discussion	<ul style="list-style-type: none">New members are helping with IT, more are welcome if interested. Please contact Donna Heishman if you are interested. A Youtube video has been created by Donna to help with setup for hybrid meetings. There is a new camera system set up including a new one at the back door.Please remember to turn the monitor in the kitchen off when leaving the building.
------------	---

SHOW N GO – Margaret Culbertson

Discussion	<ul style="list-style-type: none">October Show n Go is 10/21No Show n Go in November. Upcoming dates are 12/31 and 1/27 The rest will be approved following the new board start up.
------------	--

SOCIAL – Lisa Gonzales

Discussion	<ul style="list-style-type: none">Winter social December 2 at 4pmSo as not to overspend on food, an Evite will be going out around November 1 so please watch for and respond. (A Maybe is ok)

CGC, CGCA, Trick Dog Testing – Terri Schurr

Discussion	<ul style="list-style-type: none">Testing for CGC, CGCA, Trick dog was October 5 at 6pmCGCU testing will be in the first or second week of November.November 18 CGC sign up on Eventbrite
------------	---

50th Anniversary -

Discussion	<ul style="list-style-type: none">Volunteers for the committee needed to help. Please consider joining to help with this important milestone for the club.
------------	--

AED – Craig Shuman

Discussion	<ul style="list-style-type: none">Taking a class so unable to give a report tonightNeed volunteers for this committee too
------------	--

OLD BUSINESS – Margaret Culbertson

Discussion	<ul style="list-style-type: none">n/a
Conclusion	

NEW BUSINESS – Margaret CulbertsonSnacks for November 14. Maysel and Shelley

Discussion	<ul style="list-style-type: none">Ruth Miles will be standing in for Margaret while she is out of town Oct 15th - 30th.
------------	---

Halloween Contest Winners were

1st place: Melissa and Robert Chojnacki - Gozer and Rizzo as Esmerelda, The Hunchback of Notre Dame, and the Gargoyles.

2nd Place: Maysel and Zara as Beatle Juice and the Skeleton Dog

3rd Place: Shari Price and Ozzy the Dragon

Thanks to all who participated, it was fun and you all did great!

Snacks for November 14. Maysel and Shelley

Adjourn the meeting to brags at 8:01 pm.

Respectfully submitted by Lisa Gonzales

Nominating Committee Report

2024 Officer & Director Candidates

On August 12th, the following Nominating Committee was elected by online vote: Donna Heishman (Chair), Melissa Chojnacki, Margaret Culbertson, Lynda Holman and Ruth Miles.

The full committee, along with Mark Malone as the advising Corporate Director, met via Zoom on August 22nd and 23rd. The following nominees were selected:

- President - Ruth Miles (1st term)
- Vice President - Melissa Chojnacki (1st term)
- Training Director - Lisa Wharton (2nd term)
- Secretary - Lisa Gonzales (2nd term)
- Treasurer - Barbara Elliott (1st term)
- Member at Large - Marye Boyce (2nd term)
- Member at Large - Jan Bruner (2nd term)
- Member at Large - Shelly Carr (1st term)
- Member at Large - Michele Hosey (2nd term)

Elections will be held at the November General Membership Meeting.



2024 Board Nominees Introduced



2023 DTCCD President Margaret Culbertson (right) introduced the candidates for the 2024 board during the October General Meeting.

(Above, left to right)

- Member at Large - Shelly Carr (1st term)
- Member at Large - Marye Boyce (2nd term)
- Member at Large - Jan Bruner (2nd term)
- Treasurer - Barbara Elliott (1st term)
- Vice President - Melissa Chojnacki (1st term)
- President - Ruth Miles (1st term)
- Secretary - Lisa Gonzales (2nd term)

(not in photo, but attending by Zoom)




- Training Director - Lisa Wharton (2nd term)
- Member at Large - Michele Hosey (2nd term)



Information We Need to Know

1.	Lock Codes: Please contact Margaret Culbertson at (texasdaisy42002@yahoo.com) if you need the codes.
2.	Incident Reports: Should you be at the club and something happens, a dog fight, someone falls, a bite (by dog or human) whether during a class or a members meeting to practice, please complete an incident report so the training committee and/or board are aware of the issue. The forms are in the white cabinets in the front closet. Complete the form with as much detail as possible and then put in Training Director box.
3.	Upcoming Board Meetings: November Board Meeting will be held November 7 at 7 p.m. December Board Meeting will be held December 5 at 7 p.m. Upcoming General Meetings: November General Meeting is a hybrid held November 14 at 7 p.m. Register for the zoom access at: https://us06web.zoom.us/j/8448111111 The December General Meeting is canceled. We will be meeting on December 2 for our Annual Winter Social. See page 27 for more information.
4.	Fill out Class Registration Sheet for your dog(s): Don't forget all members bringing their dogs to the club need to fill out an Annual Class Registration sheet for each dog. Place it alphabetized in the white notebook on top of the white cabinet located by the front door. Remember these forms are in lieu of having to show proof of dog's vaccinations.
5.	The Club has a Zoom account for meetings . If you need to have a committee meeting, training meeting, etc. contact Donna or Margaret, they can set you up. Donna Heishman (donna@heishman.net) or Margaret Culbertson (texasdaisy42002@yahoo.com)
6.	The next Show 'N Go is scheduled for December 31. More information on the December 31 Show 'N Go will be available in the December PawPrint. Upcoming Show 'N Gos are scheduled for: 🐾 Dec. 31 🐾 Jan. 27 🐾 Contact Pam Chrystal @ valimar1@msn.com with questions.
7.	The club's Wi-Fi and password information is located in the purple binder labeled WIFI, located on white cabinet, nearest the front door. • New users - Sign the Acceptable Use Policy Form, then file alphabetically. • Previous users - Check the inside cover for the network name & password. Contact: Donna Heishman , Technology Chair
8.	FOR MEMBERS ONLY! The code for class registration is: peacelovetrain Classes are found at: https://www.eventbrite.com/cc/dog-training-classes-905939
9.	Submit items for PawPrint to Editor Lana Shuman at: pawprint@dallasdogtraining.org Questions? Call or text her at 214-244-0960.
10.	Please contact Vernon Miles, maintenance chairman, if you see anything at the club that needs his attention. Contact Vernon by email at: rv_miles@yahoo.com or cell at: 469-853-8293

Information We Need to Know

11.	<p>Missed Class Policy</p> <p>Attending class for free is a benefit of membership. Entering a class prevents both members and non-members from class participation once the class limit has been reached. If a non-member cannot register revenue for the club is lost.</p> <p>If a club member signs up for a class session and misses three or more classes without notifying the instructor or training director of the absence for reasonable cause (injury or illness of the person or dog) prior to class, they will not be eligible to enroll in classes the next session.</p>
12.	<p>First Responder Discount Policy</p> <p>First responder discounts will be limited to Law Enforcement Officers, Firefighters, EMT, and Paramedics.</p>
13.	<p>Sunshine Fund <u>November Birthdays Recognized!</u></p> <p>Our next monthly meeting is coming up Tuesday, November 14. We will be recognizing people who have birthdays in October. If your birthday is being recognized, feel free to bring a wrapped gift for the raffle. If you have any questions please contact E'Lynne Elliott at elynnnew@gmail.com.</p> 
14.	 <p>Train the Trainers Sessions</p> <p>Date: TBD Time: 7:30 - 8:30 p.m.</p> <p>Watch your email for details on future Train the Trainers sessions.</p>
15.	<p>Return Equipment to Original Storage Location</p> <p>When using the equipment in the storage area please return the equipment and any equipment moved in the process back to the original location. Several members have spent hours straightening that room and it would be nice if it could be maintained in an organized manner. The more careful everyone is with the equipment the longer it can be used.</p> 
16.	<p>Help Wanted by Technology Committee</p> <p>Need assistance setting up the technology for our hybrid meetings. Donna Heishman Technology Committee</p>
17.	<p>Please DO NOT turn the AC/Heater off or switch between the two settings. It is on a program and set to jump from heat and cool as needed during the day. If turned off or on one setting it cannot cycle as needed. If it's too hot or too cold when you arrive and you do not know how to properly adjust it, please text me 214-926-4273. I can adjust it remotely.</p> <p>Margaret Culbertson</p>

Information We Need to Know

18.

I want to remind everyone that our **Facebook** page is seen by the public. We always want to put our best foot forward on that. Not club concerns, criticism, maintenance items, etc.



Please use the group email to discuss club business and issues.

Use the FB page to promote the club and its activities, events, training tips - positive items that we want the public to know.

Thank you!

Margaret Culbertson

19.

Leash Reminder

Just as a reminder, all dogs should be on leash entering/exiting or in the potty area. This is for the safety of everyone's dogs. There are loose dogs that can enter the property and if they were in back of building you would be surprised with potentially harmful consequences to your dogs.



Thank you for your cooperation and keeping everyone safe.

Lisa Wharton

20.

New Gate Configuration

Pam White came up with the ring gate configuration which helps prevent dogs entering the back door from jumping on or having access to dogs in the seating area. The ring gates are also about four feet further on the floor. Allowing more room in gallery area. See photos below:



Let's utilize this setup to help make our classes safer for everyone.

Happy Training,
Lisa Wharton

21.

Rabies Certificates

All members must carry the hard copy or photo on your phone of each rabies certificates for dogs that are training at the club facilities.

Dear President Culbertson, DT CDC Board, Editing Team, and those who contributed articles and pictures:

We are writing to tell you how utterly delighted, surprised, and moved we were by your beautiful tribute to our Charlotte Strom. Those six pages were packed with articles and pictures that made us laugh and cry. Some of the pictures we had never seen. What a treasure trove for us to read! The club meant so much to Char, and she loved going to events there with Spirit and later with Fiona. We were always proud of the work she did to help others, particularly Healing Hounds, and now we are doubly more so, seeing how you all felt about her work.

Here are what some of our family members said upon reading those six pages.

- "It warmed my heart to read the tributes to Aunt Charlotte. I had always known that Aunt Charlotte had an enormous giving heart, but it was wonderful to read that others knew that, too. The tributes showed that she along with Spirit and Fiona touched many lives for the better. It was fun to see the pictures and Aunt Charlotte's smile. I am so glad the article that she wrote in 2002 was included. I not only learned more about her, but it gave me an opportunity to hear her voice again."
- "That is sooooo nice!!! Really amazing!"
- "I just had [my husband] read it! We both think it was such a beautiful tribute to your mom!!!"

With great appreciation and gratitude for your thoughtful kindness which meant to world to us,

E. Thomas "Tom" Strom, Charlotte's Spouse

Laura Strom, Daughter

Eric Strom, Son

And the rest of our family...



Dues Are Due



This year you do not need to fill out any sheet about additions or deletions when you pay your dues – you can use PayPal to pay, drop off the check at the club in the safe in the white cabinet next to the front door or mail them to the PO address listed on page 3 of the PawPrint. You will be receiving an email to your personal email with a form that has the information we have on you. Please make any additions, deletions or corrections on this sheet. Either email this back to me, mail it to me or leave in the President's hanging folder on the wall at the club. We are asking for more information than we previously have in our database such as emergency contacts, committee interests, etc. I will start sending these emails mid-November. I am starting with 1974 members and going forward through the years. I will probably send 20-30 a week so if you don't get yours immediately its coming!

Margaret Culbertson

Database Chair

Texasdaisy42002@yahoo.com

227 Magic Lane, Sunnyvale, TX 75182

Active Membership Requirements:

For persons sixteen (16) years or older who wish to work to accomplish the objectives of DTCDC and contribute their time to the tasks necessary to further these goals.

Only Active Members may vote at Club meetings. To remain an Active Member in good standing, a member should qualify yearly in one or more of the following ways:

- A. Serve as chair or working member of a DTCDC committee
- B. Perform tasks on behalf of DTCDC not formally assigned to a committee
- C. Serve as an instructor or an assistant in DTCDC training classes
- D. If elected, carry out the duties of a position on the Board

*From THE DOG TRAINING CLUB OF DALLAS COUNTY, INC. CONSTITUTION AND BYLAWS.
As Amended as of November 10, 2020. Article II, Section 1: Membership*



AKC CGC Evaluator Opportunity

Want to become a new AKC CGC Evaluator and train S.T.A.R. Puppies for DTCDC? We have an independent sponsor who can help you with your first AKC evaluator fee!

Anyone interested in becoming a new AKC Evaluator, who meets AKC requirements, and commits to teach at least two STAR Puppy classes their first year, please contact our training committee for more info. Offer is limited to two new evaluators per year.



Ovilla Heritage Day 2023

Saturday, September 23



Ovilla Heritage Day is a fun event!! Whether or not the club does this one next year, or whether or not you volunteer for the club, this is a must! It's a fun, small town feel festival. There must have been 30 vendors and at least 15 food trucks. Blow up slides for the kids, parade, antique car show, care flight helicopter, firetruck – just a little bit for everyone. The band played at a nice volume old country music like Patsy Cline along with many patriotic songs. Just made you feel good!

This was the perfect event for the club. Not too small, not too large. We handed out a lot of our flyers to people that were really interested. Everyone said that the distance wasn't too far for them and that our price was very reasonable. I found telling them we are a not for profit, all volunteers, our mission statement to help public and their dogs and keep dogs out of shelters and that we are 50 years old made them even more interested in us. We can expect to get many new students from this event.

Thank you to our volunteers who sat out in unbelievable heat even though it was September 23th! Our volunteers

were Melissa and Bob Chojnacki, Barbara Elliott, Kristal Hatcher, Pat Ingram, Vicki Jackson, Maysel McGowan, Sandi Myers, Lisa Wharton and David Yahraus.

Who knew an Iced Tea food truck would have the longest line all day long for \$7.50 drinks!



(Left) Two little girls visit with Lisa Wharton's Nugget during the afternoon. Nugget enjoyed the loves.

(Below, left) Kristal Hatcher's Tessa, Lisa Wharton's Nugget, Pat Igram's Gabe and Vicki Jackson's Jackson show great training by "staying" in the demonstration ring.

(Below, right) Sandi Myers gives Sammy a ride while talking with the attendees about the club.



Ovilla Heritage Day photos



Walking the dog to visit with attendees



Nugget and Gabe pose for a photo.



Nugget



Thanks to the great team of members, we had a very positive response from those in attendance. We have already seen increased class enrollment.

Lonestar K9 Performance Club



- What:** K9 Performance Sports Introduction
- Where:** Johnson Co. Pioneer & Old Settlers Assn.
111 Reunion Dr.
Alvarado, Texas 76009
- When:** Saturday, November 11, 2023
10 a.m. - 3 p.m. - set up at 8 a.m.

Details as we know them:

Lonestar K9 Performance Club is holding an event highlighting canine “performance sports.” The public is invited to attend the event being held on November 11 in Alvarado. The purpose is to help dog owners “see what you can do with your dog and try it.”

The DTCDC has been invited to participate in the event. If you are interested in representing the club, please contact **Margaret Culbertson** (texas-daisy42002@yahoo.com) or **Nicole Litterio** (nlitter2@gmail.com). If we have enough volunteers, we will participate and talk to the public about the training opportunities we offer.

America's got Talent



I don't know if you all watch America's Got Talent but a dog act won the whole show! \$1M plus a Vegas act. The dog, a nine-year-old border collie, was amazing to watch. The owner/trainer did not use treats and if he had signals you sure couldn't see them! It was a great team to watch! Our dogs could be this good too!

Below is the link to one of his performances now on YouTube. If you are worried about the link, go to YouTube and search for Adrian and Hurricane AGT.

<https://youtu.be/5RTvLtIjkyI?si=i1UX-SDEKLHZaDeNZ>

Highest Average and Most Improved Obedience and/or Rally Scores Awards



If your dog earned the last leg toward an obedience title (CD, CDX or UD) or rally title (RN, RA or RE) during the period November 15, 2022 to November 14, 2023, you may qualify for one or more of these awards. All you have to do is fill out the Awards Submission Form located elsewhere in this PawPrint ([page 53](#)) and send your form(s) to Lynda Holman by November 15, 2023. The



forms have more explanation and information – so get busy and see if your fur baby will win one of these awards at the Club's Annual Holiday Party & Awards Ceremony.



Good Luck,
Lynda Holman



2023 Halloween Costume Contest

A nice group of nine owners and their dogs competed in the 2023 Annual Halloween Costume Contest. Sadly, only three owners and dogs could win. It was tough choosing the winners, but this year's judges (Sandi Myers, David Yahraus and Lana Shuman) discussed at length and the following were selected as the winners:



1st place: Melissa and Robert Chojnacki & Gozer and Rizzo as "Esmerelda, The Hunchback of Notre Dame, and the Gargoyles"



2nd Place: Maysel McGown & Zara as "Beetle Juice and the Skeleton Dog"



3rd Place: Shari Price & "Ozzy, the Dragon"

(Continued on page 26)

2023 Halloween Costume Contest

Also competing were:



**Marye Boyce &
"Piper the
Pumpkin"**



**Ruth Miles &
"William the
Unicorn"**



**Pat Ingram &
"Gabe the
Rufferee"**



**Vicki Jackson &
"Jackson, The
Whippet" (who
was really Grace)**



**Shannon Quinn &
"Riley, the Danc-
ing Girl"**



**Kinnie Hardaway
& Piper as a
"Bowl of Fruit
Loops"**

**Thanks to all who
participated, it
was fun and you
all did great!**

THE WINTER SOCIAL

Dec 2, 2023 4pm

Please join us!

This party is for humans only, family or a guest welcome!

Evites coming to your inbox in early November.

We know sometimes email issues occur, so if you don't receive one, please let us know.

We will provide the main entree. Please bring your favorite side dish.

We will have a homemade dessert contest and live auction, please bring a wrapped item to donate if you would like.

Questions? Contact
Lgonzaless66@gmail.com

Coverdog

Photo shoot



Korppret's Freedom Sparks aka Sparky

by Donna Heishman

This pic was taken eight years ago, just before Sparks' last time in the Conformation breed ring with his Handler, Chris Williams. It's been quite an adventure with this boy. Most importantly, it's because of him, the Heishman family, found and joined DTCCD in 2010.

Sparks is always willing to train and eager to please. Trick Dog is our favorite class and sport. Sparky loves showing off his tricks. And yes, you CAN teach an old dog a new trick. His latest is "talking". Not barking but exaggerated opening and closing his mouth, making sounds, often with inflection in response to being prompted. It's really cute!

Sparky is recognized as an AKC Achiever Dog with titles in Conformation, Canine Good Citizen, Rally, Trick Dog, and Herding. He also competed in Conformation with IABCA receiving recognition as International, National, & Honors Championship in Bronze.

Today, at 14 years old, Sparks is still active with our other two standard schnauzers. Happy for trips to the lake and to visit Krissy's farm. Always eager to explore new sights and smells.

So, back to the pic, in case you're curious, Sparks took Best of Breed that last time in the ring. He retired from Conformation with the AKC title of Bronze Grand Champion.

The PawPrint CoverDog photo is open to everyone in the club.

Here is the criteria for submitted photos:

- They will need to be big at least 1 megabyte (high resolution) to be considered. (Don't reduce the photo size before sending it to me. If it is reduced in size I might not be able to use it as it could end up looking pixelated (fuzzy/blurry).)
- 1. Action shots such as competition shots or class photos. (i.e. you in the show ring with your dog, you throwing for your dock diving pup, tracking with your dog working, your dog during herding trial, etc.)
- 2. Or images with multiple club members and/or dogs. (Multiple people from the club and their dogs would be ideal.)
- A description of the photo will be needed so I can write captions.
- Any shots not chosen will be considered for use in other places in the newsletter, either in brags or a special photo album for a particular show or event you are competing at.
- PLEASE indicate in your email that you want your photo to be considered for the front page.



Homemade Dog Treats



Salmon treats

(Sent in by Karen Henry)



Credit for these treats goes to the late Peggy Phelps. Many DTCDC members are familiar with these treats!

Ingredients:

- 1 large can of Salmon
- 4 eggs
- 2 sleeves graham crackers, crushed.

Instructions:

1. Drain salmon, and set liquid aside.
2. Combine everything then add the liquid back in.
3. Spread the mixture into a greased 9 x 13 pan, or use a jelly roll pan for thinner treats.
4. Bake at 350 degrees for 15 minutes for a soft treat, or a little longer for a more crunchy treat. You should be able to pinch off tiny bits of the softer version.
5. Cut into 1" squares when cooled. Store in refrigerator. You can freeze to save it. These treats are rich, so treat sparingly.

Training Treats

(Sent in by Karen Henry)



Ingredients:

- 1 egg, beaten
- 1 4 oz. jar of baby food, flavor of your choice (if you use a meat, they usually come in a 2 1/2 oz. jar. Go ahead and use 2 jars)
- 1/2 cup of flour
- Water to thin to the consistency of thin pancake batter

Instructions:

1. This recipe will fill a Palsky silicone mold (mine makes 468 tiny treats!) You can find many sizes of molds on Amazon. I suggest placing the mold on a baking sheet for easier handling.
2. Bake at 300 degrees Fahrenheit for 35 minutes.
3. I then turn the oven off and allow it to cool before removing the treats from the mold.
4. Treats can be stored in the refrigerator for a few days, or you can store longer term in a good container in the freezer. My dogs love these!!

Homemade Dog Treats

Liver Cake

(Sent in by Laura Lipscomb)



Preheat oven to 350 degrees.

Ingredients

- 1 lb. liver (I use prepared beef liver already peeled/trimmed whatever else they can do to sanitize it (can you tell I'm not a fan?) - tried chicken livers but the dogs prefer beef)
- 1 egg
- $\frac{3}{4}$ cup rolled oats (I use rolled oats but you can use flour or something else just as a binder)

Instructions

1. Put the liver and egg in a blender or food processor. Whizz until smooth.
2. I add the oats in the food processor to break them down a bit. Or... you can add the binder to the liver mixture in a bowl. Stir until well mixed.
3. Transfer to a lined baking tin.
4. Cook in a preheated oven for about 30 minutes.
5. Leave to cool and then slice up into bite sized treats

Important Information

- Tell your family that they are dog treats, not brownies! They look like brownies
- These treats smell awful while they bake so

prepare to air out your house after.

- They freeze wonderfully – I vacuum pack mine.
- I've never found a training treat more effective than this one for my dogs.

Dried Sweet Potato Chips

(Sent in by Shirley and John Worley)



Directions:

- Try to select sweet potatoes that are fairly uniform in size and shape to make slicing easier.
- Wash and dry several medium sized sweet potatoes.
- Carefully cut them into slices that are about $\frac{1}{4}$ " thick. Shake them (think saucing wings) in a bowl with a tablespoon or two of melted coconut oil. When the sweet potato slices are coated place them on racks for a dehydrator set to 125 degrees.
- Note: The oil is palatable for the dogs and it helps keep the sweet potatoes from turning dark during the drying process.

How long they take to dry depends on several factors:

- How thick they are
- The drying ability of your dehydrator
- How dry you want them to be – crisp or chewy
- How much humidity is in the air

If you don't have a dehydrator you can cook/dry them in the oven. Put the slices on cooling

Homemade Dog Treats

racks inside of a cookie sheet. Set the temperature for the lowest setting (of Bake) that is possible for your oven. Every hour rotate the pans in the oven. You should plan on the oven drying to take quite a while, especially if you want them to be more dehydrated.

If you want them to be of a chewy texture the sweet potato chips will need to be either frozen or stored for a short time in the refrigerator. These are great for teething puppies!

I usually go to a drier texture for a crunchy treat. That way I know that I can safely store them in large canning jars with tight fitting lids. Amber jars are best to restrict light degradation, but clear jars stored in a closet works well too.

Remember when storing dried foods the moisture level must be no more than 10%. The chips should feel tough to brittle. If you aren't sure if they are dry enough be safe and store them in the refrigerator or freezer.

My dogs also love zucchini chips made the same way!

Tuna Pumpkin Treats

(Sent in by Shirley and John Worley)



salmon is also great for this recipe and is even smellier!)

Ingredients

- 1/3 cup parmesan cheese, either shredded or grated will work but I use shredded
- 1 egg
- Scant 1/2 cup water
- About half small can of pumpkin. This should be about 3/4 cup
- 3 tablespoons of powdered milk will add protein but don't use it if your dog can't tolerate lactose.
- 3 cups whole wheat flour, oat flour or brown rice flour. You can use all of either or a mixture. I usually use about half and half wheat with one of the other flours.
- You can also add a few shakes of something smelly like Worcestershire sauce. Just beware of adding too much salt and garlic or onion. I usually do not use it.

Directions

1. Use an electric mixer to break up and combine all ingredients except for the powdered milk and the flour.
2. Add the powdered milk and flour: stir with a spoon until combined. Mixture should be like a soft cookie dough but not too sticky. You can make adjustments by adding water or flour as needed.
3. I bake it in a large lipped baking sheet. Spray the sheet pan with cooking spray. Spread the mixture in the pan to about 1/4 inch thick (I use my hands with a dusting of whole wheat flour to minimize sticking to my fingers). Use a pizza cutter to cut it into 1/4" to 1/2" pieces. Don't worry about separating the pieces now. They will break apart after baking.
4. Bake at 325 degrees for 30 to 40 minutes. They should be spongy but not really soft when done. Remove from the oven and allow to cool.
5. Break them into pieces and package in small zip bags and store in the freezer. These are like human food and will spoil if left in the refrigerator for more than a few days so I leave them in the freezer until needed. They do thaw quite quickly to be ready for use.

Makes about 7 cups of treats.

Homemade Dog Treats

3-Ingredient PB & Banana



Prep Time 10 minutes
minutes
Cook Time 10 minutes
minutes
Total Time 20 minutes
minutes

Ingredients

- 1 Banana preferably overripe
- ½ cup Natural Peanut Butter (no xylitol)

- 1 cup Old-Fashioned Oats

Instructions

1. Preheat the oven to 350°F.
2. Mash an overripe banana in a medium-sized mixing bowl.
3. Add the Natural Peanut Butter and Old-Fashioned Oats. Mix.
4. Plop the mix on a sheet of parchment paper. Spread it out to your desired thickness. I recommend about 1/4".
5. Cut out in shapes of your choice.
6. Place on a prepared baking sheet.
7. Bake for 10-12 minutes or until golden.
8. Let cool completely before giving to your dog.

Notes

This recipe yields about 21 small dog treats. It will vary based on how big you cut your treats.



Cheesy Sweet Potato Chews



Ingredients

- ½ cup mashed Sweet Potato
- ¼ cup grated Cheese
- 1 tablespoon grated Parmesan Cheese
- Pinch dried Basil
- ½ cup Flour

Instructions

1. Preheat oven to 350 degrees Fahrenheit and line a baking sheet with parchment paper or a silicone baking mat.
2. In a large bowl mix all ingredients one at a time, kneading well after each addition.
3. Once dough is well mixed roll dough into 1/2 inch balls and place them an inch apart onto the prepared baking sheet. Press down on the tops with a fork to flatten.
4. Bake for 10 to 15 minutes, turn off oven and allow to cool inside with door slightly open. Refrigerate.
5. Makes 1 to 2 dozen rounds

Apple Cinnamon Cookie



Ingredients

- 1 cup apple-sauce
- 1 egg
- ½ cup rolled oats
- ½ tsp ground cinnamon
- 1 cup flour

Directions

1. Preheat oven to 350 degrees.

Homemade Dog Treats

2. Combine flour, rolled oats and applesauce into a large bowl.
3. Beat egg in separate bowl, then slowly add to mixture.
4. Stir the mixture until it forms into a dough. Use more flour if needed.
5. Place small dollops of mixture onto baking sheet lined with cooking spray. The cookies can be placed close together, as the mixture doesn't expand much when cooked. Add optional beaten egg to the tops for color.
6. Bake for approximately 30 minutes or until they're crispy.
7. Remove from oven and allow to cool.

Recipe Note

While these crisps might not look appetizing to the human eye, your pup is sure to love them. Be sure to keep him away from the oven during baking time as the smell of cinnamon might draw him a little too close to the oven.

Chicken and Rice Balls



Ingredients:

- 1 cup wild or brown rice, cooked until very mushy

- 1 cup diced or shredded chicken
- 3 tablespoons rice flour
- 1 tablespoon diced parsley
- 1 egg
- unrefined extra virgin olive oil to grease muffin cups (if not using liners)

Instructions:

1. Preheat oven to 350
2. combine all ingredients in a bowl and mix well
3. press mixture into balls and place in a greased, mini muffin cup
4. bake for 25 minutes or until golden brown
5. cool completely before serving
6. Store in an airtight container in the refrigerator for 3-5 days or freeze for later use.

Crispy Carrot Dog Biscuits



PREP
TIME 20
minutes

COOK
TIME 15
minutes

TOTAL
TIME 35
minutes

Ingredients

- 1/2 cup carrot purée (see step 2 below)
- 1/3 cup whole wheat flour
- 1/3 cup oat flour

Homemade Dog Treats

- 1/3 cup all-purpose flour
- 1 pinch cinnamon powder

Instructions

1. Preheat the oven to 400°F/200°C.
2. Blend 2 carrots with 1/3 cup water. It doesn't have to be super smooth.
3. In a large mixing bowl, combine the flours and cinnamon powder. Add the carrot purée and stir to combine with a large spoon, then use your hands to make a smooth dough. If it's too sticky – add more all-purpose flour; if it's too crumbly – add more water or carrot purée.
4. Roll out the dough on a floured parchment paper until it's approx. 1/2 inch (1-2 cm) thick. Cut out the cookies. Transfer the cookies onto a baking tray lined with parchment paper. Knead together the leftover dough, roll it out again, cut out cookies until you've used all the dough.
5. Bake the doggie biscuits for about 15 minutes until crispy! Let them cool off completely before giving them to your dog or filling them into an airtight container for storage.

Ingredients for Dog Cupcake Batter

- 1 cup all-purpose flour
- ½ teaspoon baking soda
- ¾ cup pumpkin puree
- ½ cup peanut butter, all-natural use natural, no sugar added, no xylitol
- 1 egg, beaten
- ⅛ cup vegetable oil plus more for cake pan

Ingredients for Dog Safe Frosting

- ½ cup greek yogurt
- ¼ cup peanut butter, all-natural

Instructions for Cupcakes

1. Preheat oven to 350 degrees. In a large mixing bowl, add baking soda into flour. Add remaining ingredients and mix until combined.
2. 1 cup flour, ½ teaspoon baking soda, ¾ cup pumpkin puree, ½ cup peanut butter, all-natural, 1 egg, beaten
3. Brush oil (⅛ cup vegetable oil) inside the cupcake tin, or use cupcake liners. Fill each cupcake half full with batter. Place in oven and bake 25 minutes or until done. Turning halfway through baking. Allow to cool thoroughly before frosting.

Instructions for Dog Safe Frosting

Mix yogurt and peanut butter until well combined. Frost pupcakes once cooled.

Pumpkin Pupcakes



Servings: 10 pupcakes
PREP: 10 MINUTES
COOK: 25 MINUTES
TOTAL: 35 MINUTES

Notes

- Pumpkin pupcakes will keep for 4 to 5 days if placed in an airtight container in the refrigerator.
- Adjust the serving size according to your dog's weight.

Equipment

- Muffin tin
- Mixing bowl

Homemade Dog Treats

Blueberry Biscuits



Prep Time: 5 minutes
Cook Time: 15 minutes

Ingredients

- 2 tbsp coconut oil
- 1 1/4 cup + 2 tbsp whole wheat flour
- 2 eggs
- 1/2 cup blueberries, halved

Instructions

1. Preheat oven to 350°F
2. Put coconut oil in a microwave safe bowl
3. Microwave 30 seconds until melted
4. Add 1 1/4 cup whole wheat flour, mix until fully combined
5. Add eggs 1 at a time
6. Fold in blueberries
7. Using your hands, form dough into a ball
8. Roll out dough on a floured surface, sprinkling dough with flour if it is sticking to rolling pin
9. Cut treats into shapes using cookie cutters
10. Place treats on an oiled baking sheet
11. Bake for 15 minutes
12. Cool before giving to your pup!
13. Store in an air tight container up to 5 days or freeze for extended freshness



Salmon Crack



Ingredients

- 1 (14.75-ounce) can pink salmon
- 2 cups whole wheat flour
- 2 eggs

Instructions

1. Preheat the oven to 350°F. Open a can of pink salmon. Don't drain. Put salmon and its juices into a large mixing bowl.
2. Crack and add two eggs. Dispose of shells. Flake the salmon and mix it with the eggs.
3. Take the flour and mix it into the salmon/egg mixture. You don't have to be precise with the flour and may add more or less than recommended. You will want a consistency similar to the photo below.
4. Spray a baking sheet with no-stick cooking spray and dump the dough mixture onto the sheet. Sprinkle some flour on top of the dough and flour your hands to keep the dough from sticking to your hands as you press it flat.
5. Press the dough out flat until it is about 1/4-inch thick. If you want it more moist, you can make it thicker. If you want it crunchier, you can make it thinner. You don't need to make perfect corners as this will later be broken into small treats. Just flatten it out into any old shape.
6. Place the cookie sheet in the center of the oven. Let it cook for 25 to 35 minutes, depending on whether you prefer moister treats or crunchier treats.

Homemade Dog Treats



7. Remove from the oven. Use a spatula to lift off the cookie sheet before cooling; otherwise, it may stick to your cookie sheet. You can let it cool on a rack or on the cookie sheet.
8. Once cooled, divide the Salmon Crack into desired portions, bag it, and then freeze it.
5. Place dough on flour dusted surface. Roll or press dough out to about 1/4" inch thick.
6. Use a small bone cookie cutter to cut out cookies.
7. Roll out leftover scraps and cut out as many as possible.
8. Put cut out cookies on a parchment lined baking sheet.
9. Bake for 14-16 minutes. Transfer to a cooling rack.

Coconut Oil Delights



Ingredients:

- 1/2 cup of peanut butter (watch for xylitol)
- 1/4 cup honey
- 1 tablespoon of virgin coconut oil
- 1 cup chicken broth
- 1 cup rolled oats
- 1 cup whole wheat flour
- 1 cup all-purpose flour

Directions:

1. Preheat oven to 350 degrees.
2. Whisk together peanut butter, honey, oil and chicken broth.
3. In a separate bowl, combine flours and oatmeal.
4. Mix dry ingredients into wet ingredients.

Liver Popsicles



Ingredients

- 1 pound chicken livers or beef liver
- 1 quart water

Instructions

1. Bring liver to a boil then reduce heat and simmer for 40 minutes.
2. Refrigerate broth; when chilled, skim off all fat and discard.
3. Pour broth into plastic containers and freeze until solid.



AKC Trick Dog ... AKC Trick Dog ... AKC Trick Dog ...

AKC's Trick Dog Titles

From the 1920's and 1940's when trick dogs such as Rin Tin Tin and Lassie won peoples' hearts, trick dog training has become one of the most exciting areas in dog training today.

The American Kennel Club began offering AKC Trick Dog as a title-earning sport in 2017. Since that time, AKC Trick Dog has become extremely popular with many different kinds of dog owners. Since the testing program was approved for the club shortly after the program started, many in the club have gotten their dogs titled as official trick dogs.

There are five AKC Trick Titles you and your dog can earn:

- **AKC Novice Trick Dog (TKN)** - Your dog performs 10 skills from the Novice list. (see link to "Application" below for lists of skills). If a dog has a Canine Good Citizen (CGC) certificate or title on record at AKC, it can do 5 Novice tricks (CGC + 5) to earn the Novice title. [See the list of tricks here.](#)
- **AKC Intermediate Trick Dog (TKI)** - Your dog must have the Novice title, plus perform 10 Intermediate tricks. [See the list of tricks here.](#)
- **AKC Advanced Trick Dog (TKA)** - Your dog must have the Intermediate title, plus perform 10 tricks from the Advanced list. [See the list of tricks here.](#)
- **AKC Trick Dog Performer (TKP)** - In this title, handlers perform a short routine with at least 10 tricks with at least 3 tricks using props. [See the requirements here.](#)
- **AKC Trick Dog Elite Performer (TKE)** - In the highest level of Trick Dog, the Elite Performers perform a routine that has a story/script. At least 5 props are used. [See the requirements here.](#)

Trick Dog Title Info:

AKC Trick Dog titles are official AKC titles listed on the dog's title record.

The processing fee for each title is \$30. Multiple titles for the same dog can be sent in together, each one will be processed in succession after each previous title has been added and printed.

Dogs must have an AKC, PAL, or AKC Canine Partners number to earn a title.

All dogs can get a number including purebreds and mixed breeds.

How To Earn AKC Trick Dog Titles

1. You can do in-person testing with an AKC Approved CGC Evaluator (we have many approved evaluators in the club.) Terri Schurr is the current chairman of the CGC Committee which oversees our testing program, she organizes periodic testing times at the club. Watch your email and the PawPrint to find out when the next testing is taking place. There are also classes offered every session to help you train your dog. The Title Application and Checklist for the particular title(s) you are applying for should be sent to AKC.
2. You can have your tricks tested virtually by an AKC Approved CGC Evaluator.

For more information about the Trick Dog Program check out AKC's [Frequently Asked Questions](#).



AKC TRICK DOG

TRICKS CHECKLIST: NOVICE



Instructions: Dog Owner: send this page with the AKC Trick Dog Title Application to AKC.

Evaluator: Send this completed form to the dog owner. As of August 2022, Evaluators no longer send a copy to AKC.

A TOTAL OF **10 TRICKS** ARE REQUIRED TO EARN THE AKC NOVICE TRICK DOG TITLE.

If you have a Canine Good Citizen (CGC) certificate or title on record at AKC, you may count the CGC as 5 of the required tricks for the NOVICE TRICK DOG TITLE.

CGC Skills

Foundation Behaviors for Trick Training

1. Accepts friendly stranger
2. Sits politely for petting
3. Appearance and Grooming
4. Out for a Walk
5. Walking through a crowd
6. Sit, Down, Stay in place
7. Coming when called
8. Reaction to another dog
9. Reaction to distractions
10. Supervised Separation

Check one box:

☐ CGC is on record (counts as 5 tricks). 5 additional tricks have been observed by evaluator and are checked below.

☐ No CGC, 10 tricks have been observed by Evaluator and are checked below.

- ☐ Balance beam (walk on board a few inches off floor)
- ☐ Bark on cue ("Speak")
- ☐ Crawl (dog on belly, crawls at least 3 body lengths)
- ☐ Fetch it (ball, etc., 10 ft. away, bring to handler within 2 ft)
- ☐ Find it (find treat or scent item hidden under 1 cup or object)
- ☐ Get your _____. (Leash, brush, name of toy)
- ☐ Get in (gets in box)
- ☐ Sits in box (on cue)
- ☐ Get on (gets on low platform or step - 4 paws)
- ☐ Hand signals (Choose one: down, sit, or come)
- ☐ High five
- ☐ Hold (3 seconds)
- ☐ Jump (thru a low hoop or over a low bar)
- ☐ Kennel up (go in crate, stay in until released)
- ☐ Kiss (point to cheek or back of hand)
- ☐ Paws up (2 front paws on low stool or step)
- ☐ Push-ups (sit, down, sit, down, sit, down)
- ☐ Shake hands
- ☐ Spin in circle
- ☐ Touch it (hand or target stick)
- ☐ Tunnel (agility tunnel or child's tunnel)
- ☐ Other: Handler's choice: _____
- ☐ Other: Handler's choice: _____

For the Novice title, handlers may use a food/toy lure if needed. May use food/clicker reinforcers.

Dog owner name _____ Dog Name _____ Dog Number _____

Evaluator name _____ Eval Number _____ Date _____

Evaluator signature _____ ☐ Check here if tested by video

GK9T8N (09/22) v 1.0 Edit



AKC TRICK DOG

TRICKS CHECKLIST: INTERMEDIATE



Instructions: Dog Owner: send this page with the AKC Trick Dog Title Application to AKC.

Evaluator: Send this completed form to the dog owner. As of August 2022, Evaluators no longer send a copy to AKC.

A TOTAL OF **10 TRICKS** ARE REQUIRED TO EARN THE INTERMEDIATE TRICK DOG TITLE.

Must have the Novice Trick Dog Title; CGC is not required. No more than 2 Handler's Choice tricks (optional). Tricks must not have been previously submitted for Novice.

☐ 10 Intermediate tricks have been observed by evaluator and are checked below.

- | | |
|---|---|
| <input type="checkbox"/> Balance on ball or foam exercise peanut | <input type="checkbox"/> Open door |
| <input type="checkbox"/> Balance treat on nose or head (e.g., dog biscuit) | <input type="checkbox"/> Open drawer (cloth pull handler) |
| <input type="checkbox"/> Carry (such as basket or another object) | <input type="checkbox"/> Paws up (on handler's arm) |
| <input type="checkbox"/> Catch (soft toy, soft ball, treat, etc.) | <input type="checkbox"/> Pull a toy on a string or rope |
| <input type="checkbox"/> Close door | <input type="checkbox"/> Push button/key to make sound |
| <input type="checkbox"/> Close drawer | <input type="checkbox"/> Remove object from box/ toy mailbox |
| <input type="checkbox"/> Crawl (at least 5 body lengths-may use food/toy lure) | <input type="checkbox"/> Ring bell, doorbell mounted on wood |
| <input type="checkbox"/> Fetch it (20 ft. away and deliver to hand) | <input type="checkbox"/> Rollover |
| <input type="checkbox"/> Flyball (run to, push, get ball) | <input type="checkbox"/> Shell game ("Find it" - treat or scent item under 1 of 3 cups) |
| <input type="checkbox"/> Game (manipulates interactive canine game) | <input type="checkbox"/> Sit pretty (sit up or sit w/ head tilted) |
| <input type="checkbox"/> Go find (handler hides, dog goes and finds) | <input type="checkbox"/> Teeter totter (may use agility equip. in Intermediate) |
| <input type="checkbox"/> Go to your place (to bed/mat, crate from 10 ft.) | <input type="checkbox"/> Touch lamp |
| <input type="checkbox"/> Hand signals (Sit, down, come, stand. Total of 3.) | <input type="checkbox"/> Wave good-bye/hello |
| <input type="checkbox"/> Head down | <input type="checkbox"/> Weave poles (may use food or toy lure - 6 weave poles) |
| <input type="checkbox"/> Heeling with automatic sit | <input type="checkbox"/> Wobble board |
| <input type="checkbox"/> Jump through handler's circled arms
(or over handler's leg) | <input type="checkbox"/> Other: Handler's choice #1: _____ |
| <input type="checkbox"/> Leg weave (weave around handler's legs) | <input type="checkbox"/> Other: Handler's choice #2: _____ |

In Intermediate, handlers may not use lures unless specified, but may use food rewards or clickers.

Dog owner name _____ Dog Name _____ Dog Number _____

Evaluator name _____ Eval Number _____ Date _____

Evaluator signature _____ ☐ Check here if tested by video

GK9T81 (09/22) Ver 1.0 Edit

AKC Trick Dog ... AKC Trick Dog ... AKC Trick Dog ...



AKC TRICK DOG TRICKS CHECKLIST: ADVANCED



Instructions: Dog Owner: send this page with the AKC Trick Dog Title Application to AKC.

Evaluator: Send this completed form to the dog owner. As of August 2022, Evaluators no longer send a copy to AKC.

A TOTAL OF **10 TRICKS** ARE REQUIRED TO EARN THE ADVANCED TRICK DOG TITLE

Must have the Novice and Intermediate Trick Dog Titles; CGC is not required. There can be no more than 2 Handler's Choice tricks (optional). Tricks must be Advanced and not previously submitted for other titles.

☐

10 Advanced tricks have been observed by evaluator and are checked below.

<input type="checkbox"/> Back up (walk backwards)	<input type="checkbox"/> Pivot (paws on disk)
<input type="checkbox"/> Balance treat on nose, flip to eat (when told "OK")	<input type="checkbox"/> Play dead (faint, sleep, etc.)
<input type="checkbox"/> Barrel (roll with 2 paws, or stand on with 4)	<input type="checkbox"/> Pulls a bag with objects
<input type="checkbox"/> Basketball	<input type="checkbox"/> Remove handler's slipper, shoe
<input type="checkbox"/> Bow (as in "Take a bow", curtsy)	<input type="checkbox"/> Retreat -crawl backwards 3 body lengths
<input type="checkbox"/> Circle right, circle left	<input type="checkbox"/> Retrieve - flat item, flat surface (e.g., credit card from floor)
<input type="checkbox"/> Cover your eyes (paw over eyes)	<input type="checkbox"/> Reverse circles around handler
<input type="checkbox"/> Cover-up with blanket	<input type="checkbox"/> Say your prayers
<input type="checkbox"/> Dance/moonwalk	<input type="checkbox"/> Scent articles (choose from 5)
<input type="checkbox"/> Embarrassed	<input type="checkbox"/> Shake (as in to shake off water)
<input type="checkbox"/> Go hide (get under table, etc.)	<input type="checkbox"/> Sing, talk
<input type="checkbox"/> Head down	<input type="checkbox"/> Sit or down at distance (15 ft.)
<input type="checkbox"/> Hide your head (under blanket, pillow, etc.)	<input type="checkbox"/> Sit pretty, add Lassie pose
<input type="checkbox"/> Identify toy by name (out of 3)	<input type="checkbox"/> Smile
<input type="checkbox"/> Jump into handler's arms	<input type="checkbox"/> Smoosh (press face on plexiglass)
<input type="checkbox"/> Jump over handler's back	<input type="checkbox"/> Sneeze
<input type="checkbox"/> Lassie pose (sit pretty, bent paw)	<input type="checkbox"/> Tissue out of box (and bring to handler)
<input type="checkbox"/> Leg weave, handler walks	<input type="checkbox"/> Toys (take to and drop in box)
<input type="checkbox"/> Light (turn on battery operated light)	<input type="checkbox"/> Under handler (handler on hands and knees)
<input type="checkbox"/> Make your bed	<input type="checkbox"/> Walk on hind legs (paws may be on handler's arm)
<input type="checkbox"/> Open door (mailbox toy refrigerator) get object	<input type="checkbox"/> Weave poles (no lures).
<input type="checkbox"/> Pay for it (fetch and bring money)	<input type="checkbox"/> Other: Handler's choice #1: _____
<input type="checkbox"/> Pick pocket (as handler moves)	<input type="checkbox"/> Other: Handler's choice #2: _____

Dog owner name _____ Dog Name _____ Dog Number _____

Evaluator name _____ Eval Number _____ Date _____

Evaluator signature _____ ☐ Check here if tested by video

GK9T8A (09/22) v1.0 EDIT



AKC TRICK DOG



TRICKS CHECKLIST: PERFORMER

Instructions: Dog Owner: send this page with the AKC Trick Dog Title Application to AKC.

Evaluator: Send this completed for to the dog owner. As of August 2022, Evaluators no longer send a copy to AKC.

A TOTAL OF **10 TRICKS** ARE REQUIRED TO EARN THE PERFORMER TRICK DOG TITLE (as of June 1, 2018). Story is an option. Tricks must be Intermediate, Advanced or Performer and must be tricks not previously submitted for other titles. Must have the Novice, Intermediate, and Advanced Trick Dog Titles.

- At the Performer level, there can be no agility or obedience equipment, although handlers may design their own equipment.
- At least 3 Tricks must be at Performer level. You may substitute tricks not on the list as long as they are Performer level tricks. Email trickdog@akc.org to ask about your own tricks.

List tricks here:

1.

2.

3.

4.

5.

6.

7.

Tricks with props below (at least 3 tricks w/ props)

8.

9.

10.

PERFORMER TRICKS (examples):

- ☐ Answer questions ("Do you like ___?")
- ☐ Ball into small cone (Drop ball into opening)
- ☐ Blowing bubbles
- ☐ Buried under toys, poke head out on cue
- ☐ Carry stuffed animal on back
- ☐ Cross paws- one, then the other
- ☐ Dig - pretend to dig
- ☐ Figure 8 - dog does without handler
- ☐ Get in suitcase and close lid
- ☐ Jump through tissue hoop
- ☐ Jump up and down/wiggle with excitement
- ☐ In bed, turns so belly is up
- ☐ Ladder- (small wooden on ground, walk on side rails)
- ☐ Lift leg -pretend - fire hydrant
- ☐ Limping
- ☐ Nod or shake head (yes/no)
- ☐ Over & Under handler (jumps over, runs under)
- ☐ Phone (hears ring at distance, brings to handler)
- ☐ Pulls (drags) bag of objects
- ☐ Ring toss (at least 3 rings)
- ☐ Runs circles around human or post
- ☐ Sit pretty while holding something with paw (flag)
- ☐ Side pass (dog & handler move laterally)
- ☐ Soccer (push ball into goal)
- ☐ Wipe feet on mat (modified dog)

TRICKS WITH PROPS (examples):


Barrel, cart or baby stroller, computer, school desk, paints, phone, piano, rides in car/wagon/handler designed bus, skateboard, handler created props or repurposed items.

Dog Owner Name _____ Dog Name _____ Dog Number _____


Evaluator Name _____ Eval Number _____ Date _____


Evaluator Signature _____ ☐ Check here if tested by video

GK9T8P (09/22) V1.0 Edit)



AKC Trick Dog ... AKC Trick Dog ... AKC Trick Dog ...





AKC TRICK DOG

TRICKS CHECKLIST

ELITE PERFORMER

Instructions: Dog Owner: send this page with the AKC Trick Dog Title Application to AKC.

Evaluator: Send this completed form to the dog owner. As of August 2022, Evaluators no longer send a copy to AKC.

A TOTAL OF 10 **TRICKS** from the Advanced or Performer levels ARE REQUIRED TO EARN THE TRICK DOG ELITE PERFORMER TITLE. (Must have all 4 previous titles on record).

- The dog/handler must perform 10 Tricks that include at least 5 tricks from Performer.
- At least 5 tricks must have props.
- No agility or obedience equipment may be used. May include handler-designed props including jumps, etc. No lures in Elite Performer.

List tricks here:

- 1.
- 2.
- 3.
- 4.
- 5.

Tricks with props below (at least 5 tricks w/ props)

- 6.
- 7.
- 8.
- 9.
- 10.

- * As of January 2020, Elite Performer can be judged by CGC Evaluators. As with other Trick levels, send your application and checklist to AKC.
- * After January 1, 2020, AKC will still review videos as an option if you don't have an instructor.
- * A STORY/SCRIPT IS REQUIRED for the ELITE PERFORMER for providing entertainment at shows, events, in therapy settings, and for dog training classes.
- * WRITE YOUR SCRIPT/Story on the back of this page or attach a page. For help with stories, see: <https://www.akc.org/sports/trick-dog/resources/>
- * You can tell the story yourself or have a narrator read the story to give you cues about the next trick.
- * An audience is not required.

Dog owner name _____

Dog Name _____

Dog Number _____

Evaluator name _____

Eval Number _____

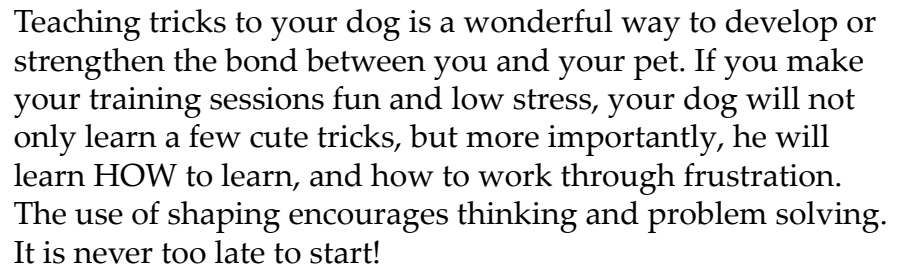
Date _____

Evaluator signature _____

☐ Check here if tested by video

GK9TEP (01/23) v1.0 Edit

Michele Hosey, Trick Dog Guru



Join us for some fun!

Michele Hosey

Michele has taken the lead in teaching the Trick Dog classes at the club over the years. She also contributes a monthly fun trick to the PawPrint you can teach your dog. This month's trick is on page 46.

Michele shared the photos below of her trick dog Sawyer doing a couple of his favorite tricks.





AKC Trick Dog ... AKC Trick Dog ... AKC Trick Dog ...

Click on the Facebook post from the club's Facebook page at right to view the post. From there you can see the routine. Or, go directly to the video by using this link:

<https://www.youtube.com/watch?v=5o5dp-mG3N1g>

Michele Hosey was instrumental in both of these dogs and trainers accomplishing their goals.



Michele Akin Hosey

6d · 🌐

You have probably seen video of Hurricane, the trick dog, winner of America's Got Talent. DTCDC has a budding celebrity in our midst, as well! Carie Turner and Elsa have entered the 2023 AKC Trick Dog Competition! I've attached a link to their video entry. Best of luck to Team Elsa!



youtube.com

2023 AKC National Trick Competition – Elsa's Story about Life, Love and Happily Ever After



Elite Performer Trick Dog Kelly Kozmo

423 views 4y ago ...more

 Jan B

Kelly Kozmo was awarded his Performer Trick Dog title in May 2019 with **Jan Bajovich**. In order to get his Elite Performer Trick Dog title, Kelly and Jan developed a routine they performed before a group of people at the club. You can see it [here](#) on YouTube. He received that title, too. Jan was so proud of all the titles Kelly earned. Kelly is currently enjoying a much deserved retirement with **Craig and Lana Shuman**.



AKC Trick Dog ... AKC Trick Dog ... AKC Trick Dog ...

Georgann Hughes:

Swish (right) has her Trick Dog Novice title. She earned it a few years ago.



Lynda Holman:



These are pictures of Duncan (left) and Kate (below) with their AKC Trick Dog Novice and AKC Trick Dog Intermediate Title Certificates and ribbons.




If you look through previous editions in the PawPrint since 2017, you can see the names of members and their dogs who have received these titles. What a fun way to enjoy your dog!

Need a new trick to teach your dog?

The trick this month is another one from DoggieBuddy.com.
Have fun training!

Michele Hosey

Tug



Difficulty: Easy

Prerequisite: Take It

Items Needed: Clicker, Treats



Here is a fun trick that both you and your dog will enjoy. Some breeds will naturally play tug with you, or with other dogs. Maybe your dog already knows how to play tug. But learning to tug on command (and alternatively giving on command) is good to know. This trick is used in movie production all the time, and is a staple for stunt dogs. They learn to tug a certain piece of cloth or rope, which can be affixed to actors (Fido saves Billy by pulling him out of the way of a speeding train, etc.). The give command is also useful apart from the tug

game itself. If your dog collects your things, such as socks or slippers, tell him to give instead of chasing him all over the house. But of course, playing tug is a great way to spend time with your dog and further builds the bond between human and dog.

Teaching Your Dog To Tug:

Step 1: Take a rope toy and offer it to the dog and say "take it." (Reward your dog with praise when he moves toward the rope toy.)



Step 2: When your dog takes it, gently shake and tug the rope toy to get the dog to hold and pull against the tugs.

Step 3: Click and Treat when your dog tugs back on the rope toy. Use “Tug” as your command. Keep repeating this until your dog will tug at it eagerly.

Teaching Your Dog To Give:

Step 1: With your dog pulling firmly on the rope, say “give” at the same time offering a treat. When he drops the rope toy, click and treat.

Step 2: Reinforce this trick by repeating four or five times per session. Pay special attention to the “give” command. This is important for your safety. Make sure that your dog will stop the game with the “give” command.

Step 3: Play tug several times a day. Each time you play the game make sure you use the commands

saying “take it” when you your dog takes the rope and “give” when you want him to release the rope.

OUR EXPERIENCE

Caspian was very eager to tug on a new rope toy. Since he is a labradoodle, he gets very excited about playing, whether it’s with a ball, frisbee, or toy, so he began tugging on the rope toy naturally. Even though it was natural for him to play tug, we still wanted to teach the commands so that he could tug multiple objects.

TEACHING TROUBLE

My dog is so uninterested in this trick. How will I get him to start tugging at the toy? It will help if the toy you use to teach this trick is one of your dog’s favorite toys, a new toy, or one that you bring out only for this occasion. Your dog will be interested if you are excited, and play it with him like a game. You can also tease him with it a bit before you begin to get him excited.



TRICK DOG TITLES



**Titles earned on
September 20, 2023**
Congratulations to:

- *Pam White & Olive - TKN*
- *Carie Turner & Spark - TKP*
- *Teresa Cullin & Diva - TKN*
- *Carol Ford & Remington - TKN*
- *Carie Turner & Elsa - TKE*



TKN = Novice Trick Dog TKI = Intermediate Trick Dog TKA = Advanced Trick Dog TKP = Trick Dog Performer
TKE = Trick Dog Elite Performer

TRICK DOG TITLES



Titles earned
October 4, 2023
Congratulations to:

- *Mary Ann Magness & Icha - TKN*
- *Alexis Jankowski & Anakin - TKN*



TKN = Novice Trick Dog TKI = Intermediate Trick Dog TKA = Advanced Trick Dog TKP = Trick Dog Performer
TKE= Trick Dog Elite Performer

CANINE GOOD CITIZEN (CGC)



**Titles earned on
October 4, 2023**

Congratulations to:

- *Alexis Jankowski & Anakin*
- *Alexis Jankowski & Axel*
- *Mary Ann Magness & Icha*



**CANINE
GOOD
CITIZEN®**



COMMUNITY CANINE (CGCA)



**Titles earned on
October 4, 2023**

Congratulations to:

- *Kinnie Hardaway & Piper*
- *Marye Boyce & Johnny*
- *Mary Ann Magness & Fella*



AMERICAN
KENNEL CLUB®

AKC
COMMUNITY
CANINE™



October 4th CGC, CGCA and Trick Dog Testing



Photos provided by Ruth and Vernon Miles.

CGC, CGCA, CGCU and Trick Dog Testing

CGC, CGCA and Trick Dog Testing:
Saturday, November 18 @ 9:30 a.m.



Where: Held at the DT CDC Training Facility.

Who: Dogs who are eligible for the CGC and/or CGCA. For the Trick Dog tests, a dog must demonstrate 10 tricks at each level.

CGCU Testing:

Saturday, November 4 @ 10 a.m.

Where: Cedar Hill Hillside Village Shopping Center

Who: Dogs who passed the CGC

Price: \$25.00 per entry



Eventbrite link to register: <https://www.eventbrite.com/cc/test-centers-249409>

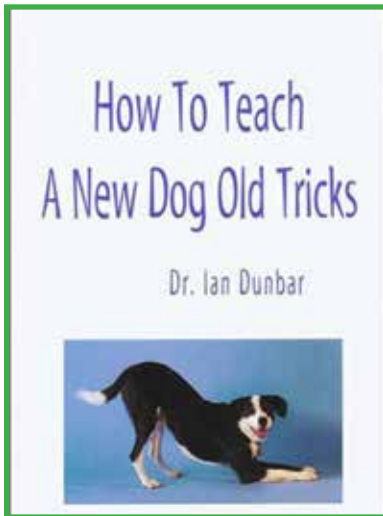
We need volunteers to help with the tests on November 18.

Contact Terri Schurr at terrischurr@me.com to volunteer or ask questions.



DTCDC LIBRARY

Recommended Resources:

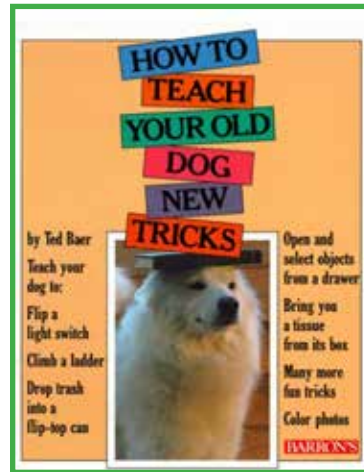


How To Teach A New Dog Old Tricks by Ian Dun- bar 1996

Fun training with toys, treats, lures and rewards. Easy and effective, dog-friendly techniques for teaching a new puppy old tricks (such as basic manners), or for teaching an older

dog that is new to training.

Heralded by many dog trainers as the best dog training book ever written.



How to Teach an Old Dog New Tricks

A well-known and highly praised dog trainer proves that by using the humane approach when training a dog, an owner can teach an old dog new tricks!

How-to advice plus 25 tricks in all. Many

instructive full-color photos.

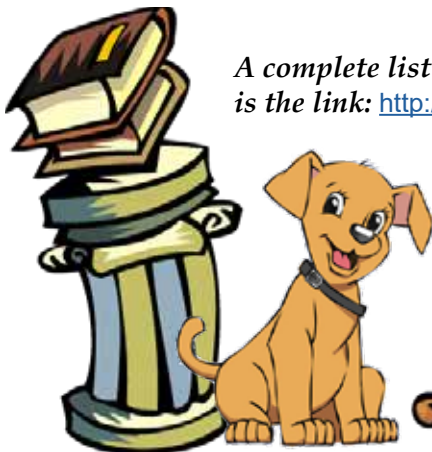
thank
you!

A special thank you to **Sandy Iglesias** for donating over a dozen books to the library. As soon as the library committee can get the books evaluated and processed in we will provide the

names of the books.

Our library has greatly benefited by the donations of members of the club. Thank you all for taking an active part in improving the DTCDC Library.

If you haven't look over the books and DVDs in the library cabinets, please take a look. A full listing of the available books is posted on the club website. You might find a resource that will greatly help you as you train your dog(s).



A complete list of the library's current holdings is listed on the DTCDC website. Here is the link: <http://www.dallasdogtraining.org/members/dtcdc-library/>

Do you have a book or DVD you would like to see in our library? Or other suggestions for the library committee?

Contact: Lisa Gonzales, Robin Vogel
or Lana Shuman



DTCDC Bulletin Board

DECEMBER GENERAL MEETING

CANCELED

SEE YOU AT THE

WINTER SOCIAL - DEC. 2 @ 4 P.M.



DECEMBER PAWPRINT

THEME: HOLIDAY FUN

We are looking for cute holiday photos of your dog. Looking for all Santa and angel dogs!

DUE DATE: Sat., Nov. 18 (or earlier)

UPCOMING MONTHLY THEMES:

FEB.	RAINBOW BRIDGE 2023
MAR	DOG HEALTH CHECKS YOU USE WEEKLY, MONTHLY, YEARLY

Do you have a monthly theme idea that you would like to see in the upcoming PawPrint editions? Please share them with Lana Shuman at:

pawprint@dallasdogtraining.org



NOVEMBER 2023 DOG CALENDAR:

- National Pet Awareness Month
- National Senior Pet Month/Adopt A Senior Pet Month
- Pet Cancer Awareness Month
- Pet Diabetes Month
- Nov. 1: National Cook For Your Pets Day
- Nov. 1: International Pet Groomer Appreciation Day
- Nov. 3-9: National Animal Shelter Appreciation Week
- Nov. 5-11: National Animal Shelter Appreciation Week
- Nov. 7: National Canine Lymphoma Awareness Day
- Nov. 10-16: Human-Animal Relationship Awareness Week
- Nov. 12: World Animal Enrichment Day
- Nov. 15: National Shop with Your Dog Day
- Nov. 16: National Slobber Appreciation Day
- Nov. 17: National Take a Hike Day
- Nov. 19: National Get a Pal For Your Pet Day
- Nov. 23: Thanksgiving Day (US)
- Nov. 23: Thankful for My Dog Day
- Nov. 24: National Border Collie Day
- Nov. 26: Coton de Tulear Day
- Nov. 28: National Dog Show
- Nov. 30: World Pet Day



There are scholarships currently available by the club. If you know a worthy recipient for them, please contact a DTCDC Board member or Training Committee member.



TERRI CLARY MEMORIAL SCHOLARSHIP

In keeping with the club's mission and in recognition of the hard work of both dog and handler, the Terri Clary Memorial Scholarship is awarded to the canine/handler pair that has made the most progress overcoming significant training challenges. This Scholarship allows dog and handler to come back to the next session of beginner obedience classes, free of charge, to allow them both to meet their goals.

JUNIOR SCHOLARSHIP

A club member has anonymously given \$1000 to start a Junior Scholarship and have this open to other members donating to keep it going. Eligible young people age 16 or younger with a GPA (Grade Point Average) of 3.0 are eligible. The student may receive it twice and will be eligible to receive help for their first year of membership in the club. Please let Margaret Culbertson know if you are aware of a student who qualifies and wants training for their dog. Further details will be available soon. Monies for the fund may be submitted using the small lock box in the cabinet inside the main door to the building. Simply put the money or check in an envelope and mark the outside of the envelope for Junior Scholarship.





Alexis Jankowski brags:



Spur Creek's Kyber Ignited "Anakin" earned his first two points at the Tyler KC in Sulphur Springs this weekend! Spur Creek's Jehovah's Precious Remembrance "Saber" earned a reserve win in his class dog debut!



Benita Zapata brags:



On September 23 Raiden competed in an AKC scent work trial in Fruitvale, Texas. She earned her Scent Work Exterior Excellent Elite Title. She also earned her overall Scent Work Exterior Excellent Elite Title. Raiden is now focused on completing her AKC overall Master Elite Title. Very proud of Raiden in Fruitvale.

Nicole and Stephane Desproges brag:



Neo passed the handler test for the Alliance of Therapy dogs. Next, we move on to our observed visits!

Finn took Best of Opposite on Friday and Best of Breed on Satur-

day at the Belton shows September 22-24, earning a few more points toward his championship.



Georgann Hughes brags:



Swish and I had fun trialing in Scentwork Sept. 23 & 24 at the East Texas Scent Work Club trials at Fruitvale High School in Fruitvale, Texas (an hour east of Dallas.) We haven't been to an AKC trial in a few months and it was great to add a few legs

toward more advanced titles. While we missed qualifying in some classes - came so close in a couple - I am super happy with the Q's we earned - Excellent Buried (2nd leg and 2nd place), Master Containers and Master Interior (Thrilled with this one!) 4th place in each of those two.

(For those not familiar, the Master level for each element - containers, interiors, exteriors and buried - means there are an unknown number of odors hidden in those areas. 1 to 4 in most, containers is 1 to 3. You need to know your dog's body language to know when he/she has found all of the "hides" and there aren't anymore. Interiors involves searching 3 different rooms /areas, one of which can be blank (no odor present. Tough!!) 5 out of 17 dogs qualified in that Master Interior run.

We especially enjoyed visiting with and trialing along with the many wonderful people there with a variety of dog breeds!

Miriam and Kadee Inglehart brag:



El had her first week-end of 4 conformation shows with the International

All Breed Canine Association (IABCA).

El earned her International Championship title and won 4 Best in Breed and 3 Second place in Bred By Herding group. Kadee took 1st place with El in Junior Handlers and took over with a 1st place in Bred By Herding group in the last trial of the weekend and went on to show in Best in Show Bred By. Kadee and El also took Reserve (2nd place) in Best in Show Rare Breed Adult.



Tristan had a great time with the kids at the Bedford Library Howl-O-ween program with

therapy dogs.



Kadee and Sully went 7 out 8 earning Qs in Novice Containers, Interior,

Exterior, and Buried as well as their Novice Container Title at NorTex AKC scentwork trials.

Jan Hitchborn brags:



Logan continued his journey in AKC scentwork this weekend in NorTex Scent work trial at Hawaiian Falls in Roanoke. He qualified in all runs entered and finished advance containers earning that element title. When we left Saturday, I knew he had qualified in advance containers

and buried, but did not know if earned a placement as results were not out when we left (4:45 a.m. is an early up for us so we headed home). On Sunday after arriving, I went to ribbon table and he had a 1st in advance buried. Now to put this in perspective a couple weekends ago he blew off two advance buried runs. I took the first and showed it to him saying "Really? You non qualify last two and you get a 1st here?!!!" Then I hugged him.



Skye continued her journey in AKC scent work this last weekend in Nortex Scent Work Club trial at Hawaiian Falls in Roanoke earning her element titles for all four elements in novice - buried, containers, interiors and exteriors. This earned her the overall novice

title. She qualified in all runs entered meaning she aced novice over two separate weekends

earning a qualifying run in every required element - three passes per element. Sunday she moved up to AKC advance as Logan had finished those almost. Logan still has a couple advance buried to complete before Skye can do those but she qualified in all 3 advance runs she was in on Sunday earning a 1st in advance interiors in a public restroom in 21 seconds off leash. In a couple weeks she will continue her journey in UKC scent work to earn her overall UKC Championship in scent work (aka nosework). Oliver will be back trialing in the same UKC trial.

Steve Weir & Jose Rodriguez brag:



Both Ruffino & Eichler were invited to AKC's 2023 Fast CAT Invitational being held in conjunction with the Orlando Florida Nationals in December.

Eichler earned his AKC Agility Open Jumpers with Weaves title with a first place finish at the DenTex trial in McKinney.



Ruth and Vernon Miles brag:

At the 2023 Dober Nationals, William received his Scentwork Container Novice Elite, Scentwork Container Advanced and Overall Scentwork Novice Elite.



Kinnie Hardaway brags:

Piper and I went to our second AKC nosework trial in Roanoke. She earned her title in 4 elements: containers, interior, exterior and buried. She finished the weekend with a Novice Nosework Title. She also earned a Judges Award during the exterior part. She overcame her fear and nailed it. I am so proud of my girl. A HUGE thank you to all three of our instructors, Jan, Benita and Georgann for helping us all get here.



Annual Awards Information & Forms

HIGHEST AVERAGE OBEDIENCE AND/OR RALLY SCORE AWARD AND MOST IMPROVED OBEDIENCE AND/OR RALLY SCORE AWARD

DID YOUR DOG EARN AN OBEDIENCE AND/OR RALLY TITLE DURING THE PERIOD NOVEMBER 15, 2022 TO NOVEMBER 14, 2023? If so, you may qualify for the following awards DT CDC will present at the annual Holiday Party and Awards Ceremony.

The **Highest Average Obedience Score Award and Highest Average Rally Score Award** are awarded to the club member achieving the highest average score on the three legs required to earn an Obedience Title (i.e., CD, CDX, UD equivalent from AKC, ASCA, UKC) and the club member achieving the highest average score on the three legs required to earn a Rally Title (i.e., RN, RA, RE equivalent from AKC, ASCA, UKC). **To qualify: By November 15th Club members submit the form on the next page indicating the dates, names of the shows, and the scores for each leg to the Purchasing Committee Chairperson**, who determines which club members had the highest average Obedience and Rally scores. The third leg of the eligible scores must be earned during the period of November 15 of the previous year to November 14 of the current year. There is no limit on the number of times a club member may earn and receive these awards. The awards are presented annually by DT CDC.

The **Most Improved Obedience Score Award and Most Improved Rally Score Award** are awarded to the club member achieving the greatest point score improvement between any two of the three legs required to earn an Obedience title (i.e., CD, CDX, UD equivalent from AKC, ASCA, UKC) and the club member achieving the greatest point score improvement between any two of the three legs required to earn a Rally Title (i.e., RN, RA, RE equivalent from AKC, ASCA, UKC). **To qualify: By November 15th Club members submit the form on the next page indicating the dates, names of the shows, and the scores for each leg to the Purchasing Committee Chairperson**, who determines which club members had the most improvement between scores. The third leg of the eligible scores must be earned during the period of November 15 of the previous year to November 14 of the current year. There is no limit on the number of times a club member may earn and receive these awards. The awards are presented annually by DT CDC.

HOW TO SUBMIT YOUR SCORES: Scores must be submitted via U.S. Mail or email to Lynda Holman **BY NOVEMBER 15, 2023**. Fill in the information on the Award Submission Form on the next page and send to Lynda. **Use a separate form for each award for which you are submitting scores.** Scores submitted are to be for each of the three legs required to earn the degree. 4th legs do not count. The first 2 legs of the degree can be received at any prior time, but the 3rd leg that earned the degree must be received during the period November 15, 2022 to November 14, 2023. Highest Average is an average of the legs that earned the title. Most Improved must be points between 1st and 2nd, 2nd and 3rd, or 1st and 3rd legs. It cannot go backwards.

Send to Lynda Holman by November 15, 2023:

VIA EMAIL: lyholman@flash.net

or

VIA Snail Mail: 1531 N. Mockingbird Ln, Midlothian, TX 76065

Questions?: Email or call Lynda (214-662-3475/cell)

Award Submission Form (please type or print)

Please check the award for which you are submitting scores:

_____ Highest Average Obed. Score Award _____ Most Improved Obed. Score Award

_____ Highest Average Rally Score Award _____ Most Improved Rally Score Award

Your name: _____

Your email & phone: _____

Dog's formal name: _____

Dog's call name: _____

Title earned: _____

1st Leg Score: _____ 1st Leg Date: _____

1st Leg Show/Trial Name: _____

2nd Leg Score: _____ 2nd Leg Date: _____

2nd Leg Show/Trial Name: _____

3rd Leg Score: _____ 3rd Leg Date: _____

3rd Leg Show/Trial Name: _____



***Happy
Thanksgiving***